



# MIYATA


### ● Frame

MIYATA frames are designed for lightweight strength, with a minimum of vibration. At the top of the line is a double-butted, chrome molybdenum frame with professional-cut lugs and forged and machined front and rear forkends. MIYATA frames are fully lugged and hand brazed.



### ● Hubs

Close tolerance front and rear hubs assure low rolling resistance without a trace of wobble.



### ● Handlebars and Brake Levers

Handlebars are shaped for maximum ease of control and top efficiency over long distances. Brake levers allow fingertip control without loosening grip on handlebars.




### ● Derailleurs

A variety of high quality derailleurs are available, each fitted for particular rider needs. A common feature of all is their smooth, positive shifting action.



### ● Crankset

Precision machined dual plateau chain wheels make for sure transmission of power to the chain and rear sprockets.






# Miyata

## Model 1200

Winning races is the only purpose of this fantastic machine. Already proving itself in European professional road racing, the Model 1200 is a total racer, designed and built without compromise to achieve the very highest performance possible with today's technology. The frame is the best, incorporating the most carefully selected Tange Champion chrome molybdenum steel tubing. It is precisely assembled using Miyata professional cut-out lugs lovingly hand brazed by highly experienced craftsmen using our special low temperature brazing technique. While we could boast all day about many exciting features of the 1200's frame, we'll just mention one more — the fantastically short ( $15\frac{7}{8}$ " ) chain stays with straight forged ends, developed to provide extra strength and high speed riding efficiency. Of course only the best quality components are featured on the Model 1200. Derailleurs, hubs, brakes, rear cluster and crankset are all from the world-famous Shimano Dura-Ace series, while the handle stem and seat pillar are Sakae Royal-Extra Super light with titanium bolts especially designed to Miyata's specifications. The Model 1200 is a true racing machine of the highest international standards.

Frame color

Rose



### Frame Set






## Miyata Model 1000

The Model 1000 is designed specifically for high speed, long distance touring. The utmost in riding comfort along with superior performance and trouble-free operation are hallmarks of this high quality machine. The frame is constructed of lightweight, highly durable Chromoly tubing with Miyata's original long point lugs completely hand brazed by skilled craftsmen using our special low temperature brazing technique. Both to prevent loosening from vibration and to enhance visual appearance, small fittings such as cable stops, water bottle mount, and cable guides etc., are all brazed on to the frame. All components are designed and selected specifically for touring. A 40 spoke rear wheel is employed to handle heavy loads with ease. All cycling conditions are easily managed with a total of 15 selectable gears achieved by using a triple front gear (52 x 47 x 34 teeth) in conjunction with the 5 speed rear cluster. Crankset is a Sakae Super Apex-5TG made from forged light alloy. Derailleurs are Suntour Cyclone GT made of forged light alloy. Special cantilever type brakes make for highly reliable ease of operation even under heavy loads.

Frame color

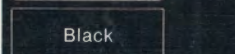
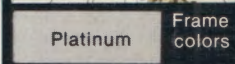

Royal Blue



Essential features for long distance touring are included: water bottle, toe clips and straps, and strong light alloy front and rear carriers. It's the outstanding touring machine you would expect from Miyata's long experience and advanced technology the Model 1000 Grand Touring.

### Frame Set







Platinum Frame colors  
Black

# Miyata Model 912

A custom-built bicycle of exceptional quality for the serious racing enthusiast who wants the very best. The frame is constructed of #4140 double-butted chrome molybdenum steel tubing, fully lugged and hand brazed. The forged and machined rear fork-ends are equipped with adjusting screws. Seat stays with concaved spoon type top. Equipped with "The new concept com-

ponents" of SHIMANO 600-EX series, One key release system for front Chain-wheel, Trap-ease mechanism for front Hatch-plate mechanism for rear Derailleur, Uniglide Freewheel & Chain and Uni-balance cassette Freehub for 12 speed. 27" x 1" high-pressure skin side wall tires and light alloy narrow rims are used.



Ivory Black  
Cinnamon Red Frame colors

# Miyata Model 800


This machine is designed from the ground up for one thing: speed. Incorporating all the ideal features of the racing frame skelton - a 73° lug angle, a 2" fork rake, etc. - the Model 800 provides both efficiency and safety for high speed touring. The frame is made with Miyata's special double-butted

high tension steel tubing and original Miyata long point lugs. Components are suited to this machine's purpose, and all are light alloy. Suntour CYCLONE-GT light alloy derailleurs provide lightweight but dependable shifting.



## Miyata Model 710

Designed for the rider who wants typical quality in every detail. Its short wheel base and steep angles make it both responsible and comfortable. Equipped with #1024 double butted high-tension steel tubing. Suntour GS forged and machined rear fork-ends with adjusting screws. Accurate, sensitive gear changing at high speeds is made possible with Suntour shifter located on the down tube, matched with Suntour VGT-Luxe derailleuer. Crank set is Sakae SI-5DRG-AH melt-forged alloy mounted on five arm with detachable alloy chain rings. The brakes on the model 710 are racing type sidepull Diacompe 500G.



Frame colors

Ming Brown

Platinum



## Miyata Model 600


This sharp sports model offers a combination of highest quality materials and design along with superior performance. All components are 100% alloy, permitting an extremely light total weight - just 25 pounds. Suntour VGT Luxe derailleuers are matched with handlebar end control type shifters for smooth shifting under all cycling conditions. High pressure 27" x 1 1/8" tires are paired with light alloy rims.

Frame colors

Ivory

Cinnamon Red

Black



# Miyata

## Model 310

The model 310 makes you feel like racing at a moderate price. Light, high-tension steel tubing makes a vibration-free frame built for fast, smooth riding. The best component parts in this price range include Suntour derailleurs. Sakae SI-5DGR-AH melt-forged alloy cotterless cranks are paired with chainwheels mounted on five allen head pins. Sunshine quick-release low-flange front hub is used.

Frame colors

Champagne Gold

Burgundy

Silver blue



# Miyata

## Model 400


The model 400 is designed to satisfy the cost conscious cyclist who is unwilling to accept compromise in material quality or design. The high tension steel tubing frame incorporates the very same design features as much more expensive models and is based upon absolutely first class technology right down to the beautiful curve of the front fork. You'll know, at a glance that this is a superb machine. All main features — hubs, handlebars and stem, brakes, gear, crankset, and derailleurs — are constructed of light alloy, making for an extremely lightweight, efficient unit.

Frame colors

Red

Silver


Blue





## **Miyata** Model 200

A surprisingly low-priced sporting bike that will provide years of service with a minimum of upkeep, the Model 200 is an ideal choice for students and commuters, as well as those who go in for cross country touring in a big way. For high strength without excessive weight, the Model 200 frame makes use of Miyata's specially selected high tension steel tubing. DIA-COMPE center-pull alloy brakes with extension levers are provided. The crankset has 40/52 dual plateau chainwheels which work with a wide-ratio rear cluster. Cranks are the cotterless type made from light alloy. The SUNTOUR Seven derailleurs are controlled by handlebar stem mounted shifters.



Frame colors

Red

Silver

Blue

**MIYATA'S**  
top  
quality  
Bicycles

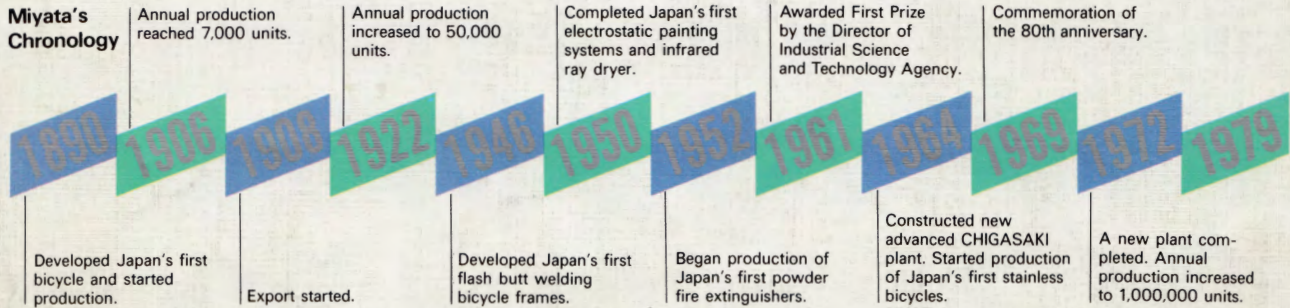
# Miyata..... Japan's most Experienced manufacturer of top quality Bicycles

## Miyata's history is the history of the development of bicycles in Japan

Miyata Industry Co., Ltd. the oldest in its field in Japan, was established in 1890 and has been manufacturing bicycles for over 89 years. Miyata's Chigasaki Plant is the largest bicycle factory in the Orient and produces 80,000 bicycles a month, featuring the latest facilities and conveyor assembly-line systems. Miyata's long experience and the most up-to-date techniques assure you the finest bicycles at reasonable prices.

We wish to cordially invite you to inspect the Chigasaki plant on your next trip to Japan. We are confident that our bicycles will more than satisfy your customers.

### Miyata's Chronology



### Superb Craftsmanship for Superb Bicycles



Miyata's lightweight frames handmade by expert craftsmen combine strength and high performance. Every component is manufactured under strict quality control and inspection.

## MIYATA BICYCLE LIMITED WARRANTY

- 1) Warrantee: This warranty warrants only to the original retail purchaser of the bicycle and is not transferable.
- 2) Miyata bicycle frames are warranted to be free from defects in materials and workmanship under normal use of the bicycle for lifetime of the bicycle.
- 3) Defective parts: All original parts, except tires, tubes & cables are warranted for one year from the date of purchase. During the warranty period, all original parts as determined by Toyoda found to be defective in workmanship or material will be repaired or replaced free of charge except for shipping and dealer labor charge.
- 4) How to claim warranty: All claims under this warranty must be made through an authorized MIYATA dealer during the relevant warranty period. To obtain warranty service, the owner must return the defective bicycle to an authorized MIYATA dealer for inspection with purchase receipt or other evidence showing the date of purchase.
- 5) If the original dealer is no longer available or is inconveniently located, the name of an authorized dealer nearest to you can be obtained from Toyoda whose address is stated below.
- 6) Warranty exclusions: This warranty does not cover failure due to accident, abuse, neglect, normal wear, improper assembly, improper fit, maintenance by any other than an authorized MIYATA dealer, or use of unauthorized replacement parts. This warranty does not cover any personal injuries, damage or failure of the bicycle if used in any competitive event, including bicycle racing, motocross, stunt, or similar activities or when in training for same. Motors or other accessories inconsistent with the use intended by Miyata will negate this warranty.
- 7) This warranty is expressly in lieu of any other express warranty and any implied warranty including any warranty of merchantability or fitness is limited in duration to the duration of this express warranty. (Some states do not allow limitation on how long implied warranty lasts, so the above limitation may not apply to you.)
- 8) We shall not be responsible for consequential or special damages nor for transportation charges or for dealer labor charge except as set forth above.
- 9) This warranty gives you specific legal rights, and you may also have other rights which vary from state to state.



Manufactured by: **MIYATA INDUSTRY CO., LTD.**

Distributed by: **TOYODA AMERICA, INC.** New York, Chicago, Los Angeles

Authorized Dealer

# '79 Model Specification



\* Colors shown are samples only—actual colors may be slightly different.  
\* Specifications subject to change without notice.

MODEL	MODEL 1200	MODEL 1000	MODEL 912	MODEL 800	MODEL 710	MODEL 600	MODEL 400	MODEL 310	MODEL 200
<b>FRAME SIZE</b>	54, 56, 58, 60cm	21", 23", 25"	19½", 21", 23", 25" <i>350</i>	19½", 21", 23", 25" <i>300</i>	19½", 21", 23", 25" <i>270</i>	19½", 21", 23", 25", 27,	19½", 21", 23", 25", 27"	19½", 21", 23", 25"	Men's: 19½", 21", 23", 25"
<b>FRAME MATERIAL</b>	TANGE Champion Double butted throughout Chromoly tubing. MIYATA professional lugs, with Dura-Ace straight ends.	TANGE Champion plain Chromoly main tubing MIYATA Professional lugs, with SUN TOUR GS ends.	TANGE Champion Double butted Chromoly tubing. Fully lugged with SUN TOUR GS ends.	MIYATA Double butted throughout Hi-tension steel tubing. Long point fully lugged with SUN TOUR GS ends.	MIYATA Double butted Hi-tension steel tubing. Fully lugged with SUN TOUR GS ends.	MIYATA butted Hi-tension steel tubing Fully lugged.	MIYATA Hi-tension steel tubing, lugged.	MIYATA Hi-tension steel tubing. Lugged.	MIYATA Hi-tension steel tubing lugged.
<b>FRONT FORK</b>	Chromoly with throughout chrome plated.	MIYATA Hi-tension steel tubing with special crown & forged ends.	MIYATA, Hi-tension steel tubing with forged ends.	MIYATA Hi-tension steel tubing with special crown & chrome tips.	MIYATA Hi-tension steel tubing with forged ends.	MIYATA Hi-tension steel tubing with forged ends & chrome tips.	MIYATA Hi-tension steel tubing with forged ends & chrome tips.	MIYATA Hi-tension steel tubing with forged ends.	MIYATA Hi-tension steel tubing.
<b>HEAD SET</b>	SHIMANO Dura-Ace	TANGE New FALCON	TANGE MA-60	TANGE MA-60	TANGE MA-60	TANGE MA-60	TANGE MA-60	TANGE MA-60	TANGE MA-60
<b>HANDLE BAR</b>	SAKAE World Custom WS-410, Alloy	SAKAE RND, Alloy Randonneur.	SAKAE CTD, Alloy.	SAKAE CTD, Alloy.	SAKAE CTD, Alloy.	SAKAE CTD, Alloy.	SAKAE RND, Alloy Randonneur.	SAKAE Special.	Men's-SAKAE, Special
<b>STEM</b>	SAKAE New Royal-ESL forged alloy with Titanium bolt.	SAKAE Apex-AH, forged Alloy.	SAKAE SR-AH, Alloy.	SAKAE SR-AH, Alloy.	SAKAE SR-AH, Alloy.	SAKAE SR-AH, Alloy.	SAKAE SR-AH, Alloy	SAKAE SR-AH, Alloy.	SAKAE SR-AH, Alloy.
<b>BRAKES</b>	SHIMANO Dura-Ace, Side pull.	DIA COMPE #960 Center pull, Cantilever type, with hooded levers W/Q.R.	SHIMANO 600EX, side pull	DIA COMPE #500G side pull, with hooded levers.	DIA COMPE #500G Side pull, with hooded lever	DIA COMPE Center pull, with hooded levers W/Q.R.	DIA COMPE Center pull, with safety levers.	DIA COMPE. #500 Side pull, with hooded lever W/Q.R.	DIA COMPE, Center pull safety levers.
<b>DERAILLEURS</b>	SHIMANO Front-New Dura-Ace Rear-New Dura-Ace Shifter-Dura-Ace, brazed on down tube.	SUN TOUR Front Front-Cyclone Rear-Cyclone GT Shifter-PDL-S	SHIMANO Front-600EX Rear-600EX Shifter-600EX	SUN TOUR Front-Cyclone Rear-Cyclone GT Shifter-VX	SUN TOUR Front-Cyclone Rear-VGT Luxe Shifter-PDL-M	SUN TOUR Front-Seven Rear-VGT Luxe Shifter-BAR-CON	SUN TOUR Front-Seven Rear-VGT Luxe Shifter-DLW	SUN TOUR Front-Seven Rear-Seven Shifter-UB-10	SUN TOUR Front-Seven Rear-Seven Shifter-UB-10
<b>CLUSTER</b>	SHIMANO Dura-Ace 14-18 teeth, Gold.	SUN TOUR Pro-COMPE 14-28 teeth, Gold.	6-speed for SHIMANO 600EX, Freehub 13-28 teeth.	SUN TOUR Pro-COMPE 14-28 teeth, Gold.	SUN TOUR Pro-COMPE 14-32 teeth, Gold.	SUN TOUR Pro-COMPE 14-32 teeth, Gold.	SUN TOUR Pro-COMPE 14-32 teeth, Gold.	SUN TOUR Perfect 14-28 teeth	SUN TOUR Perfect 14-28 teeth.
<b>CHAIN</b>	HKK Blue-Sky Pierced. Gold/blue.	HKK ½"x $\frac{3}{32}$ " Gold special chain.	SHIMANO ½"x $\frac{3}{32}$ " UG Gold/black	HKK ½"x $\frac{3}{32}$ " Gold special chain.	KEC ½"x $\frac{3}{32}$ "	KEC ½"x $\frac{3}{32}$ "	KEC ½"x $\frac{3}{32}$ "	KEC ½"x $\frac{3}{32}$ "	KEC ½"x $\frac{3}{32}$ "
<b>CRANK SET</b>	SHIMANO Dura-Ace Extra, 52x42 teeth, 165mm cranks (for 54, 56) 170mm cranks (for 58, 60)	SAKAE Super APEX-5TG, 52x42x34 teeth, with 170mm forged alloy cranks.	SHIMANO 600EXLD. 52x42 teeth, 170mm cranks alloy	SAKAE APEX-5RG II, 52x40 teeth, 165mm cranks (for 19½", 21") 170mm cranks (for 23", 25")	SAKAE Silstar 5DRG-AH 52x42 teeth, 165mm cranks (for 19½", 21") 170mm cranks (for 23", 25")	SAKAE APEX-5SD II AH 52x40 teeth with alloy chain guard. 165mm cranks (for 19½", 21") 170mm cranks (for 23", 25", 27")	SAKAE Silstar 5SD II AH 52x40 teeth with alloy chain guard. 165mm cranks (for 19½", 21") 170mm cranks (for 23", 25", 27")	SAKAE Silstar 5DRG-AH 52x42 teeth, 165mm cranks (for 19½", 21") 170mm cranks (for 23", 25")	SAKAE Silstar 5SD II 52x40 teeth with alloy chain guard. 165mm cranks (for 19½", 21") 170mm cranks (for 23", 25")
<b>PEDALS</b>	MKS Unique Custom Road, forged alloy, with Cr-Mo steel spindle.	MKS Quill-2K alloy	SAKAE SP300 alloy	MKS Quill-2K alloy	SAKAE SP300 alloy	MKS QR-K1 alloy	MKS-33	KKT RT-E1	KKT RT-E1
<b>TIRES</b>	NATIONAL Panaracer tubular 230	MYT 27"x1½" Skin, side wall, 90 lbs. Hi-pressure.	MYT 27"x1", Skin side wall, 100 lbs. Hi-pressure with French pattern valves	MYT 27"x1", Skin side wall, 100 lbs. Hi-pressure with French pattern valves.	MYT 27"x1½" G.S.W. 90 lbs. Hi-pressure	MYT 27"x1½" G.S.W. 90 lbs. Hi-pressure.	MYT 27"x1½" G.S.W. 85 lbs. Hi-pressure.	MYT 27"x1½" G.S.W. 90 lbs. Hi-pressure	MYT 27"x1½" G.S.W. 75 lbs. Hi-pressure.
<b>RIMS</b>	700-C tubular Alloy	27"x1½" Alloy Front-36H Rear-40H	27"x1½" Alloy narrow type	27"x1½" Alloy narrow type.	27"x1½" Alloy narrow type	27"x1½" Alloy	27"x1½" steel H.P. with roulette pattern.	27"x1½" steel H.P. with roulette pattern	27"x1½" steel
<b>SPOKES</b>	Stainless steel double butted #14/16	#14, u.c.p. Front-36 pcs Rear-40 pcs	#14, u.c.p.	#14, u.c.p.	#14, u.c.p.	#14, u.c.p.	#14, u.c.p.	#14, u.c.p.	#14, u.c.p.
<b>HUBS</b>	SHIMANO Dura-Ace, low flanged with front & rear quick release.	SUNSHINE GYRO-MASTER low flange alloy with front & rear quick release. Front-36H, Rear-40H	SHIMANO 600EX, FREE-HUB low flange with front & rear quick release	SUNSHINE low frange alloy with front & rear quick release.	SUNSHINE low flange alloy with front & rear quick release	SUNSHINE Hi-flange alloy with front quick release.	SUNSHINE Hi-flange alloy with front quick release.	SUNSHINE low flange alloy with front quick release	SUNSHINE Hi-flange alloy with blind nuts.
<b>SADDLE</b>	YFC Professional Super Soft.	ARIAKE Jaguar-II 77IS padded.	ARIAKE 77-17-IS padded	ARIAKE Jaguar-II 77CDX padded.	ARIAKE 77-17-IS padded	ARIAKE 77-17-IS padded.	ARIAKE 77-17 quilted vinyl & padded.	ARIAKE 77-17 quilted vinyl & padded.	ARIAKE 77-17 quilted vinyl & padded.
<b>SEAT PILLAR</b>	SAKAE New ROYAL-PIESL II with titanium dot.	SAKAE CT-P5, Alloy	SAKAE CT-P6, alloy	SAKAE CT-P3, Alloy	NITTO, alloy anodized 9"	NITTO, Alloy anodized 9"	MIYATA Chrome plated 9"	MIYATA, Chrome plated 9"	MIYATA Chrome plated 9"
<b>EXTRA</b>	Toe clips and straps, Drink-bottle, KARASAWA TL frame pump, Reflectors.	Toe clips and straps, Drink-bottle, Alloy carriers, Alloy spoke protector, Reflectors.	Plastic spoke protector, Reflectors	Toe clips and straps, Alloy spoke protector, Reflectors.	Alloy spoke protector, Reflectors	Alloy spoke protector, Reflectors.	Alloy spoke protector, Reflectors.	Alloy spoke protector, Reflectors.	Alloy spoke protector, Reflectors.
<b>COLOR</b>	Rose.	Royal blue	Black, Platinum	Ivory, Cinnamon Red, Black	Ming Brown, Platinum	Ivory, Cinnamon Red, Black	Blue, Silver, Red	Champagne Gold, Burgundy, Silver blue	Blue, Silver, Red
<b>WEIGHT APPROXIMATELY</b>	20 lbs. (54cm)	27 lbs. (21")	23 lbs. (19½")	23 lbs. (19½")	25 lbs. (19½")	25 lbs. (19½")	28 lbs. (19½")	28 lbs. (19½")	31 lbs. (19½" Men's)