

QUALITY BICYCLES SINCE 1890

1982

MIYATA



QUALITY BICYCLES



In 1890 Miyata took the lead in Japan by constructing the first Japanese-made bicycles. Today, we're still the pioneer, always aiming for the best that advanced technology and superior craftsmanship can provide.

MIYATA's Chronology

1890	Developed and began production of Japan's first bicycle.
1906	Annual production reached 7,000 units.
1908	Exporting started.
1922	Annual production increased to 50,000 units.
1946	Developed Japan's first flash butt welding bicycle frames.
1950	Introduced Japan's first electrostatic painting systems and infrared ray dryer.
1952	Began production of Japan's first powder fire extinguishers.
1961	Awarded First Prize by the Director of Industrial Science and Technology Agency.
1964	Constructed new, advanced CHIGASAKI plant. Started production of Japan's first stainless bicycles.
1979	Commemoration of our 90th anniversary.
1981	Becomes first bicycle manufacturer to produce own double-butt tubing



History of Firsts in Bicycle Production

Over the course of our 91-year history, Miyata has been the first Japanese producer to update production methods to match the most advanced technology used anywhere in the world. We were first to introduce flash butt welding and an electrostatic painting system. Today as always, Miyata is constantly improving its products and production methods to assure that you; the consumer, receive the most advanced product available.

Miyata Professional Racing Team Beats European Competition

In bicycle racing the most demanding testing ground is Europe. Here cycling is a highly competitive and lucrative sport. Miyata bicycles are used exclusively by the CAPRI-SONNE KOGA-MIYATA team-winners of the prestigious 1981 World Cup.



SINCE 1890

Only Miyata Machines Its Own CHROMOLY Double-Butted Tubes


The frame is the most important part of any bicycle. Miyata engineers have chosen seamless drawn chromoly as the best tubing for bicycle application. Our chromoly straight gauge and double butted tubing have superior weight! strength ratios and high strength reten-

Double Butted Tubes



tion after brazing.

This aircraft quality tubing is double butted at our own factory to custom design each frame to the specific purpose of the bicycle. All Miyata models are produced with seamless drawn chromoly tubes.



Aero Dynamics — the New Cycling Science

Cycling at high speed is a constant fight against wind resistance. Miyata, an innovative leader in design, has now produced its "AERO MIYATA" made exclusively to maximize the benefits gained from the newly developed aerodynamic component systems.

At Miyata, the spirit of challenge in technology grows stronger every day.

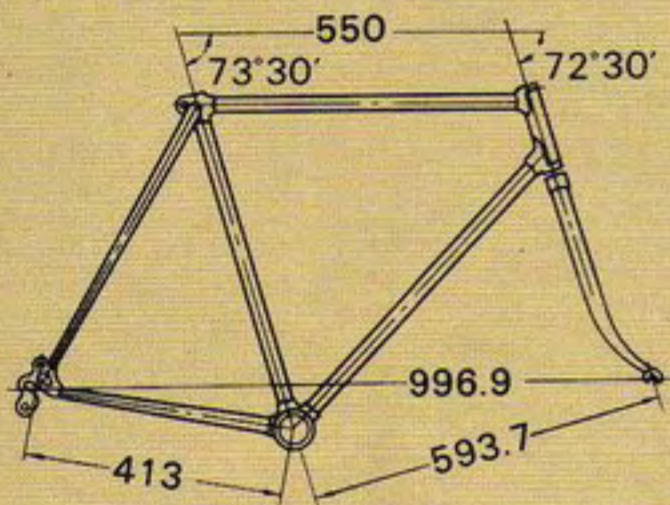


PROFESSIONAL RACING SERIES

Winners of the toughest races in Europe

Both the frame and the components of this full-aero model employ state-of-the-art aerodynamic technology for the lowest possible wind resistance. You can see the difference in the tear-shape tubes used in the stream-lined Miyata frame of chromoly double butted tubing. This is engineered to increase the effectiveness of the Shimano Dura-Ace AX aerodynamic components. The "Aero Miyata" is truly for the rider who wants to combine pedaling power with the latest in scientific research.

Frame size: Men's 580mm(D.D.)



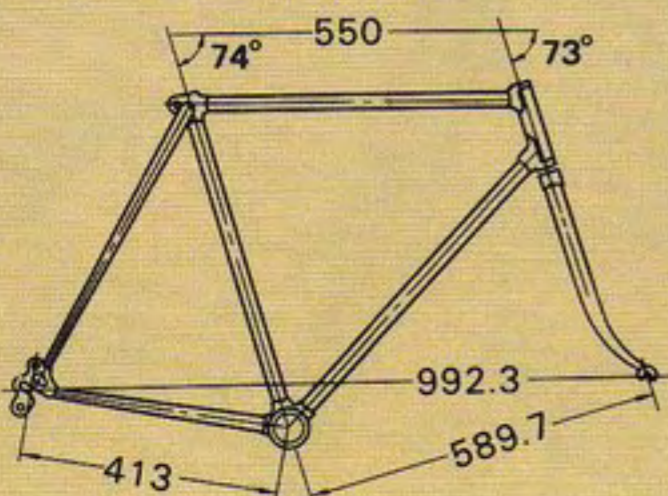
FRAME COLOR

Bright Blue



This model is designed for the professional road racers of Europe. The frame is meticulously hand crafted with Miyata double-butted chromoly tubes and combines the best of the Shimano Dura Ace EX and AX components. A beautiful machine with proven race performance.

Frame size: Men's 580mm(D.D.)



FRAME COLOR

Bright Blue



This model uses many of the same hand crafted aerodynamic frame designs as found on the "Aero Miyata." It features a Sugino Aero crank set, Dia Compe aero brakes, and 100 lb. low profile tires. The water bottle and frame pump also feature aerodynamic design. The Pro is ready to meet your most demanding requirements.



Frame size: Men's 570mm

FRAME COLOR
Bright Blue

The newest member of the Miyata family. The 1200 is hand constructed featuring a Miyata double butted chromoly frame with Suntour Superbe Pro ends. Specially selected alloy components from Japans' foremost manufactures complete this new machine. Built for the road whether racing or just having fun.



Frame size: Men's 570mm

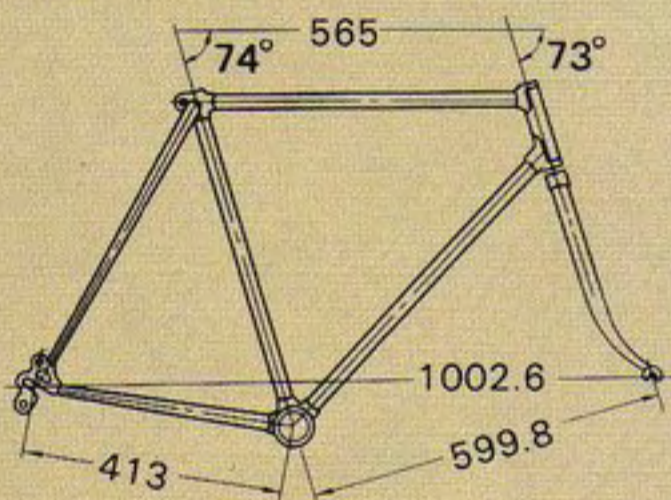
FRAME COLOR
Gold Metallic

SEMI-PRO SERIES

Each uniquely designed

The NINE-TWELVE is Miyata's top semi-pro model, with virtually all the essential features of a professional racing machine—including a frame of CHROMOLY double-buttet tubing and Miyata Professional long point lugs. The 700C alloy rims can be easily interchanged with tubular rims and tires for both the fast sport rider who also wants to compete and the amateur racer who wants the versatility of everyday street riding. Precision 12-speed gearings, toe clips, toe straps, and a water bottle are standard.

Frame size: Men's 570mm



FRAME COLORS

Platinum

Black

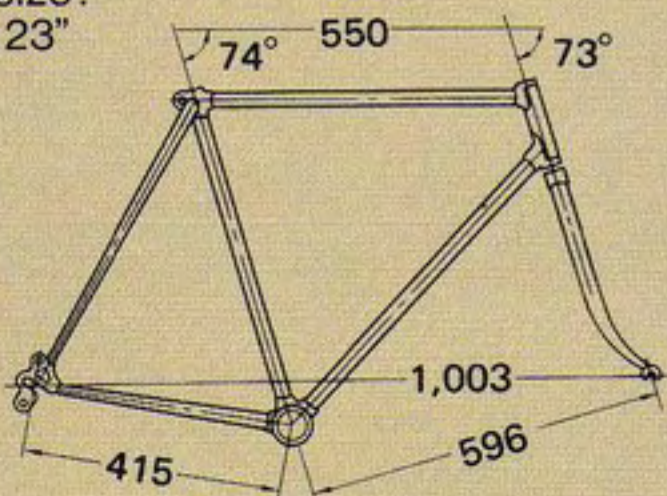


Model 912



A perfect model for the sport rider or serious commuter who demands both durability and performance from his bicycle. Miyata's double-buttet chromoly frame is designed to provide excellent handling characteristics and a superior ride. Note that on all semi-pro models the crank arms and handlebar stems are tailored to each frame size.

Frame size:
Men's 23"



FRAME COLORS

Camel Beige


Cardinal



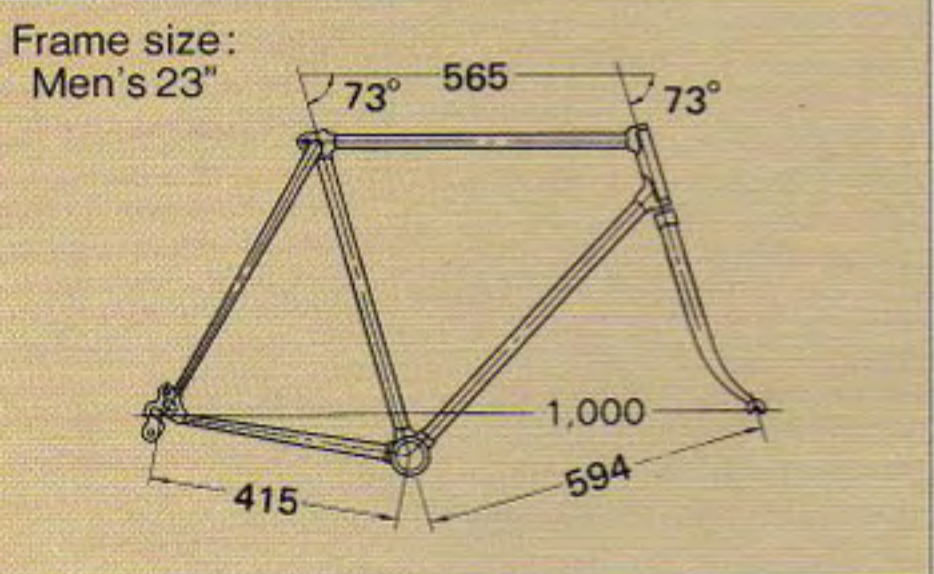
Model 710



Model 310



This versatile model shares the chromoly double-butted tubing and other outstanding features that are standard on all the semi-pro models at a price that is very affordable. The handsome frame design of both mens and womens models are based on the superior technology of Miyata's higher priced bicycles. The specifications include bottle basements and an Italian-style crown found only on high quality bicycles. Durability and long-wearing lightweight alloy parts make the 310 a model that will continue to save you money long after your purchase.



FRAME COLORS

Silver Blue

Burgundy

Black



Model 310S

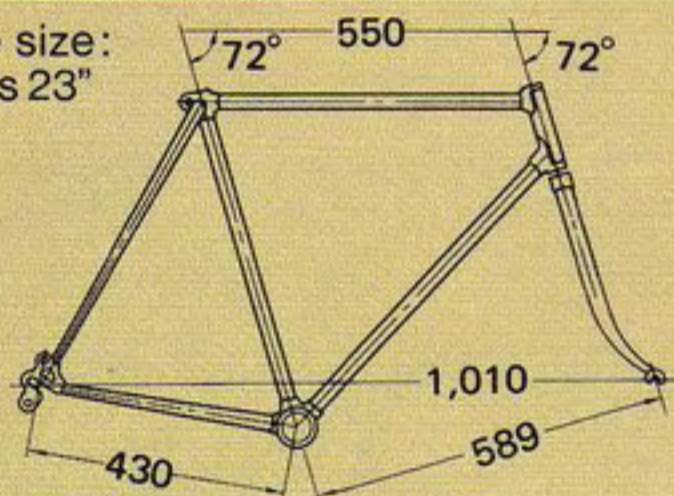


GRAND TOURING SERIES

Designed for long-distance rides

A serious touring bicycle designed for the comfort and dependability that a long-distance rider demands. The frame uses the same CHROMOLY double-buttet tubing and Miyata Professional long point lugs as on all our top models. Brazed-on features include cable stops, shifter base-ments, cantilever brake base-ments, water bottle mounts, cable guides and holders, rear carrier mount for the heavy-duty carrier, and more. Upgraded Dia-Compe NGC 960 brakes insure quick response in all conditions. The 15-speed gearing, 40 spoke rear wheel, and front and rear carriers are standard.

Frame size:
Men's 23"



FRAME COLORS

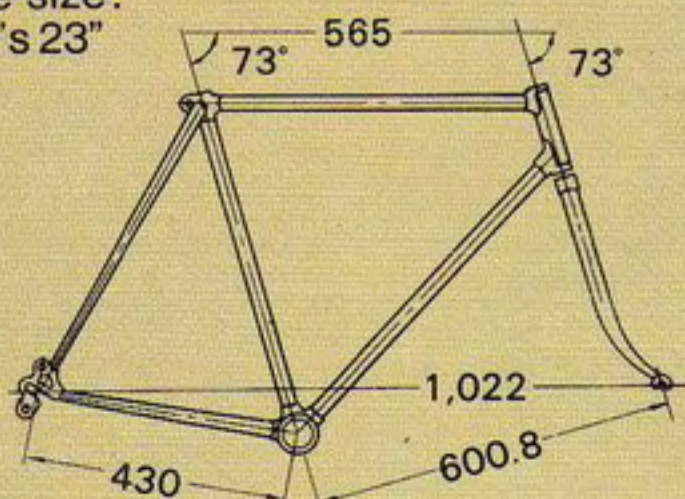
Royal Blue

Royal Green



This 15-speed touring and deluxe sport model is ready for whatever distance you want to cover with its strong CHROMOLY double-buttet tubing, down-tube shifter, alloy rims, and 100lbs tires. Toe clips and straps are now standard features, as are the new, higher performance brakes and many brazed-on components. An excellent choice for pleasure riding and long reliability.

Frame size:
Men's 23"



FRAME COLORS

Silver Blue

Burgundy


Black



THE ALL-ROUND SPORTS SERIES

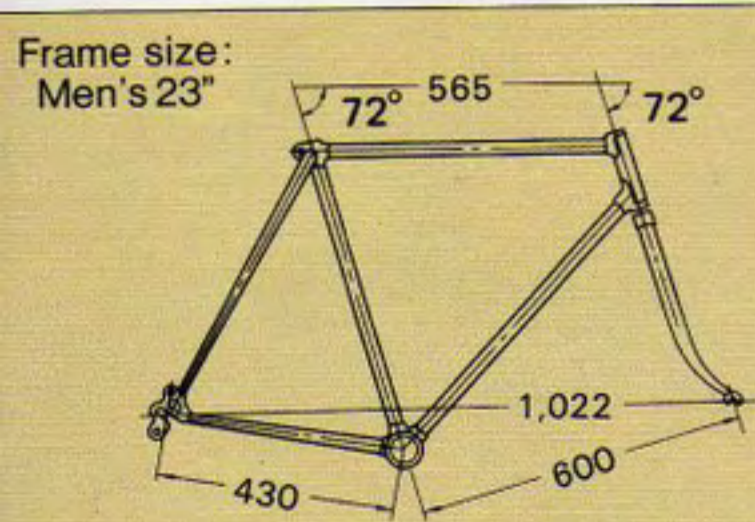
Models for all ages

Model
210



Miyata's most-up-dated sport model is available in a wide variety of sizes for men and women. The three chromoly main tubes add strength and lightness to the frame while the extensive use of alloy components reduce unnecessary weight. A model any cyclist can ride with confidence.

Model
210M



FRAME COLORS


Ocean Blue

Brown

Red


MIYATA
Cr-Mo
CHROME
MOLYBDENUM
TUBES
MIYATA
INDUSTRY CO., LTD.

Model 110SP



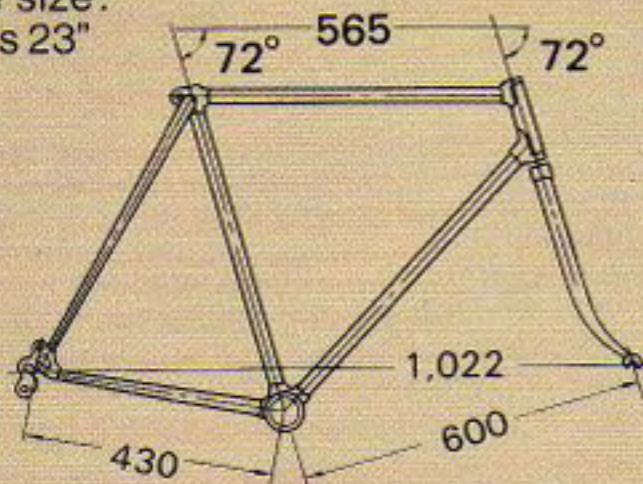
A special version of our 110 model. The SP offers direct frame mount for rear derailleur, alloy rims, alloy crank set, and a centering device on the brakes for easy adjustment under all conditions.

Model 110



This basic Miyata 10-speed model has many fine features not found on other bicycles in the same price range. The frame's three main CHROMOLY steel tubes make the cycle strong and lightweight, and standard 90-pound tires assure a smooth ride. Miyata's long experience stands behind the choice of alloy and other components that make this bicycle deserving of the Miyata name. The women's model is equipped with wide saddle, alloy fenders, and upright handlebars.

Frame size:
Men's 23"



FRAME COLORS

Ocean Blue

Red



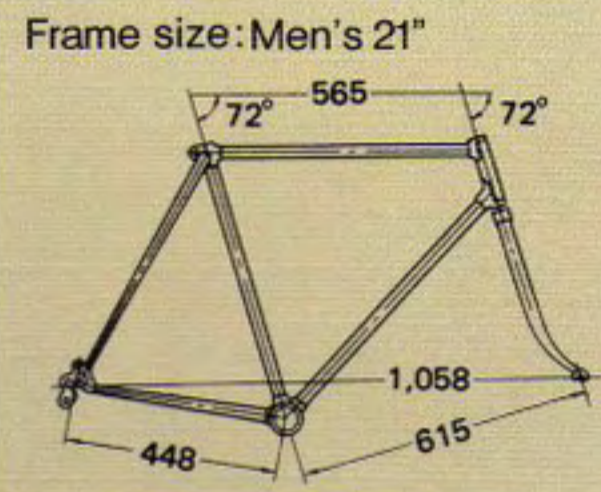


Model 110L

CLASSY 3-SPEED COMMUTER SERIES

The ultimate in commuting



Model **COMMUTER**



FRAME COLOR

Bright Gold

MIYATA
Cr-Mo
CHROME
MOLYBDENUM
TUBES
MIYATA
INDUSTRY CO., LTD.

The 3-speed COMMUTER offers adult styling and dependability that is unequalled by any other bicycle in this class. Our CHROMOLY tubing makes a strong and lightweight frame. Alloy components include the rims, front hub, crank set, chain case, fenders, handlebar, stem, and front and rear carriers. It comes complete with a generator lighting set — perfect for safe all-day, all-weather cycling in city traffic and suburban areas.




Model **COMMUTER-L**

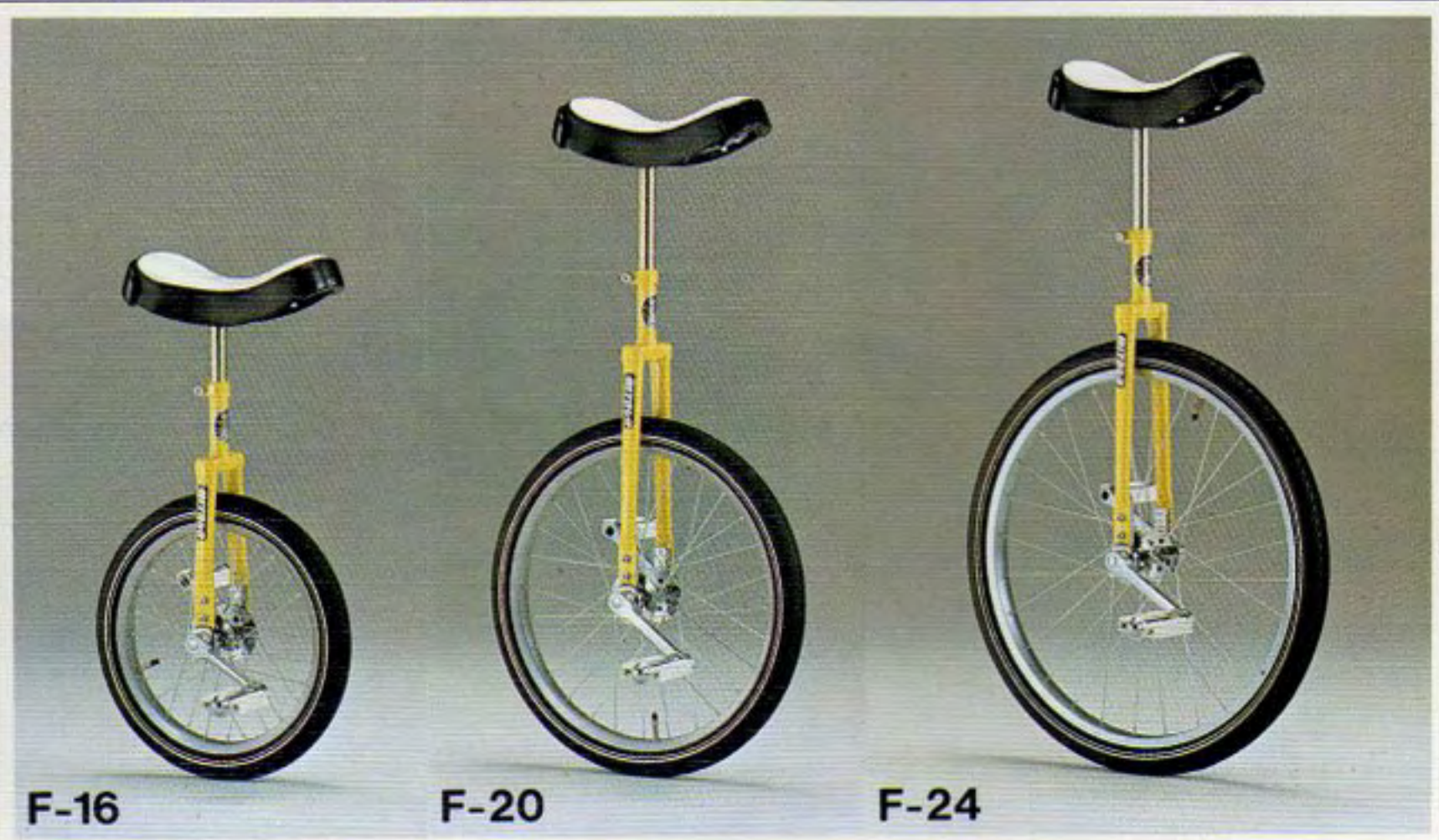
UNICYCLE SERIES

Deluxe: Special crown, alloy rim, cotterless crank

Standard: Protected saddle

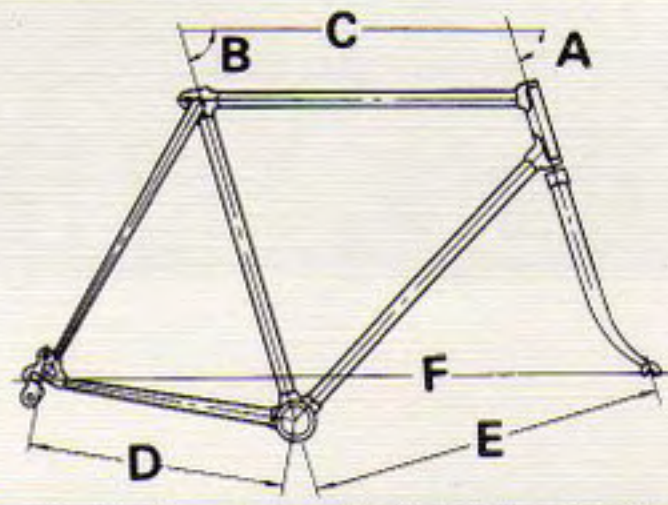


FX-20 FX-24



F-16 F-20 F-24

FRAME SETS



TEAM MIYATA Frame Set

Frame Size	A	B	C	D	E	F
D.D. 520mm	71°	74°	520	413	586.4	989.5
D.D. 540mm	72°	74°	535	413	587.9	990.6
D.D. 560mm	73°	74°	550	413	589.4	992
D.D. 580mm	73°	74°	550	413	589.7	992.3
D.D. 610 mm	73°	74°	565	413	600.1	1,002.9
D.D. 630mm	73°	74°	575	413	610.3	1,013

Head: Italian size
 Over Lock nut demensions: (F) 100mm,
 (R) 126mm
 Bottom bracket: English thread, width 68mm
 Seat tube diameter: 26.8mm
 Set parts: AH seat pin, Rear end adjusting
 screws
 AH bolts on bottle basements
 Color: Bright blue (with gold head)



PRO MIYATA Frame Set

Frame Size	A	B	C	D	E	F
500mm	71°	74°	520	410	590.5	990
540mm	73°	74°	550	410	598.5	998
570mm	73°	74°	565	410	599.3	999
600mm	73°	74°	565	410	599.4	999.2
630mm	73°	74°	575	410	609.7	1,009

Head: Italian size
 Over Lock nut demensions: (F) 100mm,
 (R) 126mm
 Bottom bracket: English thread, width 68mm
 Seat tube diameter: 26.8mm
 Set parts: AH seat pin, Rear end adjusting
 screws
 AH bolts on bottle basements
 Color: Bright blue (with gold head)



1200 Frame Set

Frame Size	A	B	C	D	E	F
500mm	71°	74°	520	410	591.2	991.2
540mm	73°	74°	550	410	598.9	998.6
570mm	73°	74°	565	410	600.2	1000.5
600mm	73°	74°	565	410	600.3	1000.7
630mm	73°	74°	575	410	610.6	1011

Head: Italian size
 Over Lock nut demensions: (F) 100mm,
 (R) 126mm
 Bottom bracket: English thread, width 68mm
 Seat tube diameter: 26.8mm
 Set parts: AH seat pin, Rear end adjusting
 screws
 AH bolts on bottle basements
 Color: Gold metalics (with gold head)



1000 Frame Set

Frame Size	A	B	C	D	E	F
19-1/2"	71°	72°	535	430	592.3	1017.3
21"	71°	72°	535	430	588.6	1009.7
23"	72°	72°	550	430	589	1010
25"	72°	72°	575	430	614	1036

Head: Italian size
 Over Lock nut demensions: (F) 100mm,
 (R) 126mm
 Bottom bracket: English thread, width 68mm
 Seat tube diameter: 26.8mm
 Set parts: AH seat pin, Rear end adjusting
 screws
 AH bolts on bottle basements
 Color: Royal Green, Royal Blue



912 Frame Set

Frame Size	A	B	C	D	E	F
500mm	71°	74°	520	413	586.4	989.5
540mm	73°	74°	550	413	589.4	992
510mm	73°	74°	565	413	599.8	1,002.6
600mm	73°	74°	565	413	600	1,002.7
630mm	73°	74°	575	413	610.3	1,013

Head: Italian size
 Over Lock nut demensions: (F) 100mm,
 (R) 126mm
 Bottom bracket: English thread, width 68mm
 Seat tube diameter: 26.8mm
 Set parts: AH seat pin, Rear end adjusting
 screws
 AH bolts on bottle basements
 Color: Platinum, Black

TECHNICAL SPECIFICATIONS

1982 MODELS

MODEL	PROFESSIONAL RACING SERIES			
	AERO MIYATA	TEAM MIYATA	PRO MIYATA	1200
FRAME SIZES	520mm, 540mm, 560mm, 580mm, 600mm, 630mm (D.D.)	520mm, 540mm, 560mm, 580mm, 610mm, 630mm (D.D.size)	500mm, 540mm, 570mm, 600mm, 630mm	500mm, 540mm, 570mm, 600mm, 630mm
FRAME MATERIALS	MIYATA Cr-Mo Aero tubing Lugless FRAME Cr-Mo tapered seat stays SHIMANO EF ends	MIYATA double butted Cr-Mo tubing MIYATA professional lugs, Cr-Mo tapered seat stays, Cr-Mo oval chain stays SHIMANO EF ends MIYATA special seat lug with seat collar	MIYATA double butted Cr-Mo tubing MIYATA Professional lugs High-tension aero seat stays, oval chain stays SUNTOUR SUPERBE Pro ends	MIYATA double butted Cr-Mo tubing MIYATA professional lugs, High-tension tapered seat stays, oval chain stays, SUNTOUR SUPERBE Pro ends
FRONT FORK	MIYATA Cr-Mo Aero tubings with MIYATA Lost Wax Aero Crown SHIMANO UF ends	MIYATA Cr-Mo tubing with Lost Wax Crown, TF forged ends	MIYATA Cr-Mo Aero tubing #1175 Crown, TF-R forged ends	MIYATA Cr-Mo tubing TANGE C5 Crown, TF-R forged ends
HEAD SET	SHIMANO Dura-Ace EX, Italian size w/Plastic Cover	SHIMANO Dura-Ace EX, Italian size	TANGE RITZY, Italian size	TANGE New Falcon, Italian size
HANDLE BAR	SHIMANO Dura-Ace AX, with OGK Plastic Tape, width: 400mm (for 520-560mm Frames) 420mm (for 580-630mm)	NITTO MDL-55F, alloy, with FUJITA leather grips, width: 390mm (520mm, 540mm frames), 410mm (560-630mm)	NITTO 55F alloy with cloth tape width: 390mm (500, 540mm frames) 410mm (570mm-630mm)	SR CTD, alloy, with cloth tape, width: 390mm
HANDLE STEM	SHIMANO Dura-Ace AX, extension: 80mm (520mm frame), 100mm (540, 560mm) 120mm (580-630mm)	SHIMANO Dura-Ace AX, extension: 80mm (520mm frame), 100mm (540, 560mm) 120mm (580-630mm)	SUGINO HP-GL, extension: 80mm (500, 540mm frames), 105mm (570mm), 120mm (600, 630mm)	SR AEROX forged alloy, 85mm (500, 540mm frames) 105mm (570, 600mm), 115mm (600, 630mm)
BRAKES	SHIMANO Dura-Ace AX, Parapul, Dura-Ace AX Levers w/rubber pads	SHIMANO Dura-Ace EX, side pull with Dura-Ace EX levers w/rubber pads	DIA COMPE AGC300 side pull with AGC250 aero style lever w/rubber pads	DIA COMPE NGC 400 side pull with NGC 200H drilled-out levers w/rubber pads
DERAILLERS	SHIMANO Dura-Ace AX, with AX Topmount Shifter	SHIMANO Dura-Ace EX, with Dura- Ace EX shifter	SUNTOUR Superbe Pro, with SUNTOUR top mount shifter	SUNTOUR Cyclone mark 2, with Top mount shifter
CLUSTER	SHIMANO Dura-Ace EX, UG gold 13, 14, 15, 16, 17, 18, 20 teeth	SHIMANO Dura-Ace EX, UG Freehub, gold, 13, 14, 16, 18, 20, 22teeth	SUNTOUR WINNER silver 13, 14, 16, 18, 20, 22 teeth	SUNTOUR WINNER, silver, 13, 15, 17, 19, 21, 24 teeth
CHAIN	SHIMANO Dura-Ace UG, nickel finished 1/2" x 3/32"	SHIMANO Dura-Ace UG, nickel-finished, 1/2" x 3/32"	DID LANNER, silver, 1/2" x 3/32"	DID LANNER, silver, 1/2" x 3/32"
CRANK SET	SHIMANO Dura-Ace AX, anodized alloy 52 x 42 teeth, 165mm (for 520, 540mm frames) 170mm (for 560-630mm) Cranks	SHIMANO Dura-Ace AX, anodized alloy, 52 x 42 teeth, 165mm (for 520, 540mm frames) 170mm (for 560-630mm) Cranks	SUGINO Mighty Aero 52 x 42 teeth, 170mm cranks	SR AEROX 5LA, 52 x 42 teeth, 170mm forged alloy cranks (165mm for 500, 540mm frames)
PEDALS	SHIMANO Dura-Ace AX (D.D.), alloy pedals with alloy toe clips	SHIMANO Dura-Ace AX (DD), alloy, with alloy toe clips	MKS Esquarts with toe clips	MKS Esquarts 102 with toe clips
TIRES	WOLBER Performance tublars	MIYATA tubulars, 230g	MIYATA 700 x 20C skin side, 100 lbs with French pattern valves	MIYATA, 700 x 20C, skinside, 100 lbs with French pattern valves
RIMS	ARAYA ADX-2 32hole, alloy	MAVIC GP-4 32-hole tubular, alloy	ARAYA 20A 700C, alloy	ARAYA 20A 700C, alloy
SPOKES	HOSHI #14G Aero Star stainless steel with brass nipples	HOSHI, #14 x 16G, double butted, stainless steel with brass nipples	HOSHI #14 x 15G, double butted stainless steel, with brass nipples	HOSHI, #14 x 15G, double butted, stainless steel with brass nipples
HUBS	SHIMANO Dura-Ace AX, Freehub	SHIMANO Dura-Ace EX UG Freehub, alloy	SUNTOUR SUPERBE, small flange with quick release	SUNSHINE PRO-AM, small flange with quick release
SADDLE	ARIAKE 80N-DX, Nu-buck leather top, padded	ARIAKE 80N-DX, Nu-buck leather top, padded	ARIAKE 80N-DX, Nu-buck leather top padded	ARIAKE 80N-DX, Nu-buck leather top, padded
SEAT PILLAR	SHIMANO Dura-Ace AX, MIYATA original	SHIMANO Dura-Ace AX, alloy, 26.8mm dia	SHIMANO 600AX, oval alloy, 26.8mm dia	SR CT-P5A Aero style, alloy, 26.8mm dia
EXTRAS	Toe straps with strap ends, AH Key wrenches (3, 4, 5, 5, 6mm) & adapter pipe CPSC reflectors	Toe straps with strap ends, Aero water bottle & alloy cage, PRIMUS aero alloy frame pump, AH Key wrenches (3, 4, 5, 6mm) & adapter pipe CPSC reflectors	Toe straps with strap ends, Aero water bottle & alloy cage Primus aero alloy frame pump AH Key wrenches, (3, 4, 5, 6mm), Peg spanner, CPSC reflectors	Toe straps with strap end, Aero water bottle, alloy cage, AH key wrenches (3, 5, 6mm) CPSC reflectors
COLORS	Bright Blue (with Gold head)	Bright Blue (with Gold head)	Bright Blue (with Gold head)	Gold Metallic (with Gold head)
APPROX. WEIGHT	21.5 lbs. (580mm frame)	21 lbs. (580mm frame)	23 lbs (570mm frame)	23.5 lbs. (580mm frame)

Specifications subject to change without notice.

TECHNICAL SPECIFICATIONS

1982 MODELS

MODEL	SEMI-PRO SERIES			GRAND TOUR
	912	710	310 (310S)	1000
FRAME SIZES	500mm, 540mm, 570mm, 600mm, 630mm	19-1/2", 21", 23", 25"	Men's: 19-1/2", 21", 23", 25" Ladies' (310S, staggered type): 19-1/2", 22"	19-1/2", 21", 23", 25"
FRAME MATERIALS	MIYATA double butted Cr-Mo tubing, MIYATA professional lugs, tapered seat stays. SHIMANO SF ends	MIYATA double butted Cr-Mo tubing, Tapered seat stays, fully lugged, SUNTOUR GS ends	MIYATA Double butted Cr-Mo tubing, cutaway lugs MIYATA GT ends	MIYATA double butted Cr-Mo tubing, tapered seat stays MIYATA professional lugs SUN TOUR GS ends
FRONT FORK	MIYATA Hi-tension steel tubing TANGE C-5 Crown & TF forged ends	MIYATA Hi-tension steel tubing TANGE C-5 Crown & TF forged ends	MIYATA Hi-tension steel tubing ISHIWATA 525 Crown, TF forged ends	MIYATA Cr-Mo tubing TANGE C-5 Crown, TL forged ends
HEAD SET	TANGE New Falcon, Italian size	TANGE New Falcon, Italian size	TANGE MA-60	TANGE New Falcon, Italian size
HANDLE BAR	SR CTD, alloy, with cloth tape	SR CTD, alloy with cloth tape	SR CTD, alloy, with artificial suede tape	SR RND Randonneur, alloy, with cushion rubber grips
HANDLE STEM	SR Royal KM, forged alloy, extension: 70mm (500mm frame), 80mm (550mm), 100mm (570mm, 600mm), 120mm (630mm)	SR Custom, alloy, extension: 60mm (19-1/2" frame), 80mm (21"), 100mm (23", 25")	SR AH, alloy, extension: 60mm (19-1/2" frame), 80mm (21", 22"), 100mm (23", 25")	SR Royal II, forged alloy, extension: 70mm (19-1/2" frame), 80mm (21"), 100mm (23"), 120mm (25")
BRAKES	DIA COMPE NGC 400, side pull, with NGC 200 hooded levers, w/rubber pads	DIA COMPE # 500G, side pull, with #144G hooded levers w/rubber pads	DIA COMPE # 500, side pull, with quick release & self-centering device, #144 hooded levers w/rubber pads	DIA COMPE NGC 960, center pull, cantilever type, NGC 200 hooded levers quick release w/rubber pads
DERAILLEURS	SHIMANO 600 EX with 600EX shifter	SUN TOUR BL (front) & BL-GT (rear), with BL shifter	SUN TOUR ARX (front), ARX (rear), with PDL-M shifter	SUN TOUR Cyclone Mark 2 (front), Cyclone Mark 2 GT (rear), with SUPERBE shifter
CLUSTER	SHIMANO 600 UG, silver, 13, 15, 17, 19, 21, 24 teeth	SUN TOUR New Winner, gold, 13, 15, 18, 21, 24, 28 teeth	SUN TOUR Pro-Compe, gold, 14, 17, 20, 24, 28, teeth	SUN TOUR Pro-Compe, gold, 14, 17, 20, 24, 28, teeth
CHAIN	SHIMANO 600 UG, silver, 1/2" x 3/32"	SHIMANO 600 UG, gold, 1/2" x 3/32"	SHIMANO 600UG: gold, 1/2" x 3/32"	SHIMANO 600 UG, gold, 1/2" x 2/32"
CRANK SET	SHIMANO 600 EX-LD type, alloy, 52 x 42 teeth, 170mm cranks	SR Custom 5LA-EL, alloy, 52 x 42 teeth, 165mm (19-1/2", 21" frames) & 170mm (23", 25") alloy cranks	SR Custom 5RG alloy, 52 x 42 teeth, 165mm (19-1/2", 21" frames) & 170mm (22", 23" 25") alloy cranks	SR Super-Apex 5TG, 52 x 47 x 34 teeth, with 170mm one-piece forged alloy cranks & arms
PEDALS	MKS Sylvan Road, alloy	MKS AR Road, alloy	MKS CR-2	MKS Sylvan Road, alloy
TIRES	MIYATA, 700 x 25C, skinside, high pressure, 100 lbs. with French pattern valves	MIYATA, 27" x 1", skinside, high pressure, 100 lbs. with French pattern valves	MIYATA, 27" x 1-1/8", skin side, high pressure, 100 lbs.	MIYATA, 27" x 1-1/8", gumwall, high pressure, 100 lbs.
RIMS	ARAYA 20A, 700C, alloy	ARAYA 20A 27" x 1", alloy	27" x 1-1/4", alloy narrow type	27" x 1-1/4", 36H (front), 40H (rear), alloy
SPOKES	#15G, UCP, with brass nipples	#14G, UCP, with brass nipples	#14G, UCP, with brass nipples	#14, stainless steel, with brass nipples
HUBS	SHIMANO 600, small flange with quick release	SUNSHINE, forged alloy, small flange with quick release	SUNSHINE, forged alloy, small flange with quick release	SUNSHINE Gyro-Master, small flange, alloy, with quick release, 36H (front), 40H (rear)
SADDLE	ARIAKE 77CP-DX, anatomically styled, padded	ARIAKE 77CP-DX, anatomically styled, padded	ARIAKE 77P-17, anatomically styled, vinyl top, padded	ARIAKE 77CP-DX, anatomically styled, padded
SEAT PILLAR	SR Custom P5, alloy 26.8 dia. x 220mm	SR Custom P6, 26.8 dia. x 180mm, anodized alloy, milled part black	NITTO, alloy, 26.7 dia. x 230mm	SR Custom P5, alloy, 26.8 dia. x 220mm
EXTRAS	Toe clips & straps, water bottle, alloy bottle cage, AH key wrenches (5, 6mm), alloy spoke protectors, CPSC reflectors Adjusting screws for rear ends	Toe clips & straps, alloy spoke protector, CPSC reflectors, stainless steel AH bolts on bottle basements Adjusting screws for rear ends	Alloy spoke protector, CPSC reflectors stainless steel AH bolts on bottle basements, axle stoppers	Toe clips with black leather straps, AH key wrenches (5, 6mm), water bottle, alloy bottle cage, front & rear racks, alloy spoke protector, CPSC reflectors Adjusting screws for rear ends
COLORS	Black, Platinum	Camel beige, Cardinal	Silver Blue, Burgundy, Black	Royal Blue, Royal Green
APPROX. WEIGHT	24 lbs. (23" frame)	24.5 lbs. (23" frame)	25 lbs. (23" frame)	28 lbs. (23" frame)

RACING SERIES	THE ALL-ROUND SPORTS SERIES				CLASSY 3-SPEED COMMUTER SERIES
	610	210 (210M)	110SP	110 (110L)	COMMUTER (COMMUTER-L)
19-1/2", 21", 23", 25"	Men's: 19-1/2", 21", 23", 25", 27" Ladies Mixte (210M): 19-1/2", 22"	19-1/2", 21", 23", 25"	Men's: 19-1/2", 21", 23", 25" Ladies': 19-1/2"	Men's: 21" 23", 25" Ladies,: 19-1/2"	
MIYATA double butted Cr-Mo tubing, fully lugged, MIYATA GT ends	MIYATA Cr-Mo tubing, cutaway lugs MIYATA GT ends	MIYATA Cr-Mo tubing, cutaway lugs MIYATA GT ends	MIYATA Cr-Mo tubing, cutaway lugs MIYATA GT ends	MIYATA Cr-Mo tubing, cutaway lugs	
MIYATA Hi-tension steel tubing ISHIWATA 525 Crown TL forged ends	MIYATA Hi-tension steel tubing	MIYATA Hi-tension steel tubing	MIYATA Hi-tension steel tubing	Hi-tension steel	
TANGE MA-60	TANGE MA-60	TANGE MA-60	TANGE MA-60	TANGE MA-60	
SR RND Randonneur, alloy, with cloth tape	SR CTD alloy with artificial suede tape	KD-4L steel C.P with artificial suede tape	KD-4L steel CP with vinyl tape KE-36 North Road for ladies' model	SR NA-323 adult, alloy, with plastic grips	
SR Custom, alloy, extension: 60mm (19-1/2" frame), 80mm (21"), 100mm (23", 25")	SR AH, alloy extension: 60mm (19-1/2" frame), 80mm (21", 22"), 100mm (23", 25", 27")	Silver Win AH, alloy extension: 60mm (19-1/2" frame) 80mm (21"), 100mm (23", 25")	Silver Win AH, alloy, extension: 60mm (19-1/2" frame), 80mm (21"), 100mm (23", 25")	SR AH, alloy, extension: 100mm	
DIA COMPE #500G, side pull, with #144 hooded levers, with rubber pads	DIA COMPE #610, center pull, #165 hooded levers, quick release (front), safety levers	DIA COMPE #500 side pull with self-centering device, hooded levers, safety levers	DIA COMPE #500, side pull, #165 hooded levers, safety levers	DIA COMPE #730, side pull, with self-centering device, #131 touring levers	
SUN TOUR BL (front), VGT (rear), with PDL-M shifter	SUN TOUR 7 (front), VX-S (rear), with PUB-10 shifter	SUN TOUR AR (front & rear), with UB-10 Shifter	SUN TOUR 7 (front & rear), with UB-10 shifter	SHIMANO 3-speed, 20-tooth sprocket (incl. rear hub) Ratios: 1:1.33 (H), 1:1 (N), 1:0.75 (L) SHIMANO LD200 trigger-type shifter	
SUN TOUR Pro-Compe, gold, 14, 17, 20, 24, 28 teeth	SUN TOUR Pro-Compe, gold, 14, 17, 20, 24, 28 teeth	SUN TOUR Perfect, 14, 17, 20, 24, 28 teeth	SUN TOUR Perfect, 14, 17, 20, 24, 28 teeth		
SHIMANO 600 UG, gold, 1/2" X 3/32"	KEC, 1/2" X 3/32"	KEC, 1/2" X 3/32"	KEC, 1/2" X 3/32"	1/2" X 1/8"	
SR Custom 5TG, alloy, 52 X 47 X 34 teeth, 165mm (19-1/2", 21" frames) & 170mm (23", 25") alloy cranks	SR CTC 5DX AH, 52 X 42 teeth, 165mm (19-1/2", 21" frames) & 170mm (22", 23", 25", 27") alloy cranks	SR CTC-5DX, 52 X 42 teeth, 165mm (19-1/2", 21" frames) & 170mm (23", 25") alloy custom cranks, unit chain guard	SR Silster 5DX C, 52 X 42 teeth, 165mm (19-1/2", 21" frames) & 170mm (23", 25") alloy cranks unit chain guard	SR SN-5SD2, 46 teeth, 170mm alloy cranks	
MKS AR-ROAD, alloy	MKS CR-2 alloy	KKT RT-EI	KKT RT-E 1	SR SN-550FB, black rubber	
MIYATA, 27" X 1-1/8", gumwall, high pressure, 100 lbs.	MIYATA, 27" X 1-1/8", gumwall, high pressure, 100 lbs.	MIYATA, 27" X 1-1/4", gumwall, 90 lbs	MIYATA, 27" X 1-1/4", gumwall, 90 lbs.	MIYATA, 27" X 1-1/4", gumwall, 85 lbs.	
27" X 1-1/4", alloy	27" X 1-1/4", alloy	27" X 1-1/4" alloy	27" X 1-1/4", steel CP	27" X 1-1/4", alloy	
#14G, UCP, with brass nipples	#14G UCP	#14G, UCP	#14G, UCP	#14G, UGP, with brass nipples	
SUNSHINE, forged alloy, small flange with quick release	SUNSHINE, forged alloy, small flange, front with quick release, rear with blind nuts	SUNSHINE forged alloy with small flange (front), steel C.P semi-large flange with nuts (rear)	SUNSHINE, forged alloy with small flange (front), steel CP with semi-large flange with nuts (rear)	SUNSHINE, forged alloy, small flange with blind nuts (front), SHIMANO, 3-speed, hub gear (rear)	
ARIAKE 77P-17, anatomically styled, vinyl top, padded	ARIAKE 77P-17, anatomically styled, vinyl top, padded	ARIAKE 77P-17, anatomically styled, vinyl top, padded	ARIAKE 77-17, quilted vinyl top, padded 81-L for ladies	ARIAKE JNP-17-2, anatomically styled, vinyl top, brown colored, padded	
SR Custom P6, alloy, 26.8dia. X 180mm	NITTO, alloy, 26.7dia. X 230mm	Stainless steel clad, 26.6dia. X 230mm	Stainless steel clad, 26.6dia. X 230mm	NITTO, 26.7dia. X 230mm, alloy	
Alloy spoke protector, stainless steel AH bolts on bottle basement, CPSC reflectors, axle stoppers	Alloy spoke protector, axle stoppers, CPSC reflectors	Alloy spoke protector, CPSC reflectors	Alloy spoke protector, short alloy fenders for ladies' model, CPSC reflectors	Front & rear alloy racks, alloy fenders with stainless steel stays, alloy center stand, single side alloy chain case, NATIONAL dynamo (6V, 3W, 8poles, with bracket) & lamp (6V, 3W, on front fender) set, CPSC reflectors	
Silver Blue, Black, Burgundy	Ocean Blue, Red, Brown	Ocean Blue, Red	Ocean Blue, Red	Bright Gold	
26 lbs. (23" frame)	27.5 lbs. (23" frame)	28 lbs. (23" frame)	29 lbs. (23" frame)	31 lbs. (21" frame)	

MIYATA BICYCLE LIMITED WARRANTY

- 1) Warrantee: This warranty warrants only to the original retail purchaser of the bicycle and is not transferable.
- 2) Miyata bicycle frames are warranted to be free from defects in materials and workmanship under normal use of the bicycle for lifetime of the bicycle.
- 3) Defective parts: All original parts, except tires, tubes & cables are warranted for one year from the date of purchase. During the warranty period, all original parts as determined by Toyoda found to be defective in workmanship or material will be repaired or replaced free of charge except for shipping and dealer labor charge.
- 4) How to claim warranty: All claims under this warranty must be made through an authorized MIYATA dealer during the relevant warranty period. To obtain warranty service, the owner must return the defective bicycle to an authorized MIYATA dealer for inspection with purchase receipt or other evidence showing the date of purchase.
- 5) If the original dealer is no longer available or is inconveniently located, the name of an authorized dealer nearest to you can be obtained from Toyoda whose address is stated below.
- 6) Warranty exclusions: This warranty does not cover failure due to accident, abuse, neglect, normal wear, improper assembly, improper fit, maintenance by any other than an authorized MIYATA dealer, or use of unauthorized replacement parts. This warranty does not cover any personal injuries, damage or failure of the bicycle if used in any competitive event, including bicycle racing, motorcross, stunt, or similar activities or when in training for same. Motors or other accessories inconsistent with the use intended by Miyata will negate this warranty.
- 7) This warranty is expressly in lieu of any other express warranty and any implied warranty including any warranty of merchantability or fitness is limited in duration to the duration of this express warranty. (Some states do not allow limitation on how long implied warranty lasts, so the above limitation may not apply to you.)
- 8) We shall not be responsible for consequential or special damages nor for transportation charges or dealer labor charge except as set forth above.
- 9) This warranty gives you specific legal rights, and you may also have other rights which vary from state to state.

TOYODA AMERICA, INC.
2526 W. Pratt Blvd, Elk Grove, ILL
20917 Western Ave. Torrance, Calif.



Authorized Dealer

Manufactured by: MIYATA INDUSTRY CO., LTD., Chigasaki, Japan

Imported by: TOYODA AMERICA, INC. New York, Chicago, Los Angeles



MIYATA INDUSTRY CO., LTD.

Canadian Representative
HERNAN P. BURGOS
205 HILDA AVE APT. 1109
WILLOWDALE, ONTARIO
CANADA M2M 4B1

(416) 224-0882

Telex: 06-986766 TOR