

1 9 9 1

MIYATA

As we embark on our second century of building bicycles our goals remain the same: to build the very finest bicycles and back them with the highest level of service possible.

We are dedicated to the refinement of frame design and the advancement of materials technologies that will enable us to continue to produce the superior performance that distinguishes a Miyata bicycle.

Confidence that our goals will be achieved is grounded in sophisticated materials, innovative construction and state of the art assembly. Our products are thoroughly tested, in the laboratory and on the roads and in the most demanding conditions. We take it seriously with a corporate philosophy that simply will not permit failure. And by doing so we have built a trust with customers that is unmatched. Each bicycle is intelligently designed to perform a specific task and provided with a durable finish using the latest technologies. A finish that may last as long as our Lifetime Warranty!

When it comes to bicycles there is one word you can rely on for quality:
Miyata.

◆ NO SHOCK VALUE

CARBON FIBER

This is strong stuff, and of course we all know it's light, but what about shock absorption? Yes it's true, stronger than steel and lighter than aluminum, it has a wonderful ability to absorb shock better too! So it minimizes fatigue to the frame materials and the cyclist.

But what is carbon fiber? First, the element of carbon is contained in all organic matter. An organic thread is heated in an oxygen purified nitrogen gas environment to produce a tiny rod of pure carbon. This very hard material is then woven into resin "blankets". Layers are then formed into tubes at varying angles. By carefully controlling the layering and the angles as the tube is formed, they can be fine-tuned to match the frame's stresses.

Miyata's advanced carbon fiber construction method involves a further refinement: wrapping the carbon fiber around a thin core of tempered aluminum tubing with a process that insulates the carbon from the aluminum. This eliminates the corrosive "battery effect" created when carbon and aluminum are in contact. The aluminum core also greatly enhances the tube's lateral strength without a significant effect on the weight or character of the carbon fiber tube. Now the aluminum tube is bonded to a precision cast light alloy lug through Miyata's exclusive APA process.

The result of Miyata's advanced carbon fiber frame technology is a frame that is 20% stiffer than chromoly, yet 40% lighter; a bicycle that is not only strong and dependable but also shock resistant!

● GREAT CHARACTER

TITANIUM

It's lighter than steel, stiffer than aluminum and absorbs vibration as effectively as carbon fiber. It's also just about impervious to corrosion. Some great characteristics for a bicycle frame. So how do you build it? Some use welding, an expensive process to say the least, and not without risk. Even the tiniest contamination can embrittle titanium during the process and welding temperatures can warp the tubes.

The solution: using our exclusive APA bonding process with precision cast lugs and aerospace adhesives, the titanium tubes can be joined to form a frame with superior alignment and virtually no possibility of failure. The final product: a frame that is light and stiff, perfectly aligned; and a bicycle that is efficient and responsive. A ride of Great Character.

■ THE INNER STRENGTH ALUMINUM PRESSURIZED ADHESIVE BONDING

Using precision cast light alloy lugs and aerospace adhesives Miyata has advanced the state of bicycle frame technology with its APA bonding process. The process requires that the lugs are made to tolerances of 3/100mm. A special adhesive is applied to the lug and tube, then they are held under pressure while the joint is heated to 150 degrees centigrade. Heat, acting as a catalyst, creates a chemical reaction in the joint and a permanent friction co-efficient of 300 kgs/cm² between the two parts. In simple language, this means that the joint is so strong that the tube or lug would break before the glue line could fail. This superior method of bonding is used for all of Miyata's Aluminum, Carbon Fiber and Titanium bicycle frames. APA..... Just one element of Miyata's strength.



▼ LEADING THE WAY SPLINED TRIPLE BUTTED CHROMOLY

The ongoing process of building the world's most reliable production bicycles led Miyata to the development of STB tubing. In order to provide tubes to the accuracy we required for the STB process, we built our own tubing mill in 1981. We are still today the only bicycle manufacturer to draw our own frame tubes.

Pioneering the concept of butting tubes in different relationships, we created "triple butting". A double butted tube is simply thicker at both ends where the stress is greatest, and thinner in the middle where there is very little stress (varied wall thickness, the outside diameter doesn't change). Recognizing that both ends don't receive equal stress, we proceeded to analyze the stress load and produced tubes varied in wall thickness to meet the specific loads.

Additional research revealed that torsional stress was the most destructive to the frame (like that created by the twisting side to side motion of hard pedaling). Our answer was to minimize the tubes ability to twist by adding ridges to the interior wall running in a spiralling manner in the same direction as the stress load. This is the "spline" in STB. Both Spline and Triple Butting processes allowed us to not only significantly increase the strength of our chromoly frames, but also to reduce the weight.


STB tubing: it is light, stiff, strong and matched exactly to the dynamics of the frame. Exclusively from Miyata, leading the way in advanced bicycle frame technology.

Seat Tube Decal Material Identification

◆	CARBON FIBER
●	TITANIUM
■	ALUMINUM
▼	CHROMOLY

*The ongoing
process of
building the
world's most
reliable
production
bicycles.....*

Do The Wild Thing!



6

ELEVATION 5,000' FRAMESET AVAILABLE

Hardcore? There's no thrill like innovative engineering in pursuit of spirited performance. This is the leading edge of aluminum frame technology. APA bonding of large diameter aluminum tubes with our precision cast aluminum lugs creates a frame that significantly outperforms welded and standard diameter aluminum frames in durability, alignment and stiffness. The result: a light, responsive bicycle that climbs fast, tracks true and handles the curves like your wildest fantasy. Combine a Ritchey Logic Headset (O/S) for steering responsiveness, racy 32 hole Ritchey Vantage Comp rims, HardDrive tires and Shimano Deore XT integrated component group and this beauty clearly finishes on top. Performance guaranteed!

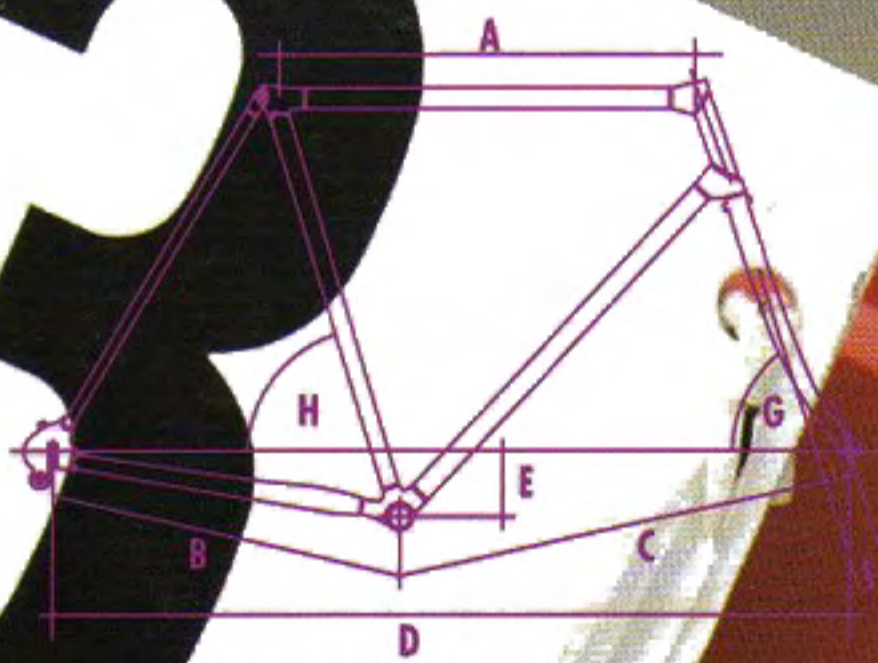
SIZE	A	B	C	D	E	F	G	H
14.5"	530	425	608	1031	19	46	70	73
16.5"	548	425	628	1052	19	46	70	73
18.5"	566	425	636	1060	23	46	71.5	73.5
20.5"	591	425	665	1089	23	46	71.5	73.5
22.5"	594	425	669	1092	23	46	71.5	73.5

FRAME COLOR	FRAME MATERIAL	FORK MATERIAL	HEAD SET & DERAILLEURS	CRANK SET & PEDALS	BRAKE SET	HUBS & SPOKES	CHAIN & FREEWHEEL	TIRES & RIMS	SADDLE & SEAT POST	HANDLE BAR & STEM
PATRIOT	MIYATA EXCLUSIVE BONDED O/S ALUMINUM. PRECISION CAST ALUMINUM LUGS. ALLOY VERTICAL ENDS	MIYATA EXCLUSIVE ALL CR-MO "FAT MAX" UNICROWN DESIGN. FORGED ENDS	RITCHEY LOGIC O/S BLACK. SHIMANO DEORE XT TOP MOUNT SHIFTERS	SHIMANO DEORE XT, SUPERGLIDE ROUND. SHIMANO DEORE XT W/ CLIPS & STRAPS	SHIMANO DEORE XT SLR, LOW PROFILE CANTILEVER F&R	SHIMANO DEORE XT SEALED QR F&R FREEHUB. 14G STAINLESS STEEL	SHIMANO DEORE XT. SHIMANO DEORE XT. HYPERGLIDE. 7 SPEED	RITCHEY HARDDRIVE 26 X 2.0. RITCHEY VANTAGE COMP 32H BLACK	AVOCET RACING GEL. SR TCO 300MM BLACK	NITTO BLACK ANODIZED. RITCHEY FORCE TIG CR-MO BLACK

Larger Than Life



FAT MAX



ELEVATION 2,000'

Going the distance against the best competition and over the toughest terrain requires more than just sweat and determination. With 35% larger diameter thin-wall STB chromoly tubes, and Miyata's exclusive "Fat Max" fork we have created a big advantage in durability and performance. But who's Fat Max? Fat only on the outside (large diameter but thin wall), this modified radius fork provides the stiffness and strength necessary to go "to the Max" on the descents. But no need to diet. It's already lighter than standard chromoly forks without sacrificing an ounce of stability. This bike gives you much more than a winning attitude!

SIZE	A	B	C	D	E	F	G	H
14.5"	530	425	618	1040	37	46	70	73
16.5"	545	425	623	1046	35	46	71	73
18.5"	565	425	631	1054	35	46	71	73
20.5"	585	425	642	1065	35	46	71	73
22.5"	600	425	661	1083	35	46	71	73

FRAME COLOR	FRAME MATERIAL	FORK MATERIAL	HEAD SET & DERAILLEURS	CRANK SET & PEDALS	BRAKE SET	HUBS & SPOKES	CHAIN & FREEWHEEL	TIRES & RIMS	SADDLE & SEAT POST	HANDLE BAR & STEM
MYSTIC BLUE	MIYATA EXCLUSIVE CR-MO O/S SPLINED TRIPLE BUTTED TUBING. FORGED VERTICAL ENDS	MIYATA EXCLUSIVE ALL CR-MO "FAT MAX" UNICROWN DESIGN. FORGED ENDS	TANGE O/S SEALED BLACK. SHIMANO DEORE DX TOP MOUNT SHIFTERS	SHIMANO DEORE DX SUPERGLIDE ROUND. MT DELUXE W/ CLIPS & STRAPS	SHIMANO DEORE DX SLR LOW PROFILE CANTILEVER.	SHIMANO DEORE DX SEALED QR F&R FREEHUB. 14G STAINLESS STEEL.	SHIMANO DEORE DX HYPERGLIDE. SHIMANO DEORE DX HYPERGLIDE 7 SPEED	RITCHEY OVERDRIVE 26 X 2.0. RITCHEY VANTAGE COMP 32H BLACK	AVOCET RACING GEL. SR TCO 300MM BLACK	NITTO BLACK ANODIZED. RITCHEY FORCE TIG CR-MO BLACK

A Tough Act To Follow



8

ELEVATION 1,000'

There's much more at work here than meets the eye. The smooth efficient action of Shimano's Deore LX Rapid Fire shifting plus the hard braking power of Deore LX cantilevers are just finishing touches on a bike that will hammer on the uphill and attack the downhills. The heart of the matter is a light, yet stiff and dependable, STB chromoly frame. Couple that with an oversize steerer and headset for exceptional steering stability; add extra toughness with rugged RM17 rims; throw in Ritchey Megabite tires and you've got a combination that will have your adrenaline pumping and the competition eating your dust!

SIZE	A	B	C	D	E	F	G	H
14"	535	424	630	1051	38	48	70	74
16"	555	424	647	1068	38	48	70	74
18"	572	424	653	1074	38	48	70	73
19.5"	584	424	653	1074	38	48	70.5	72.5
21.5"	592	424	659	1080	38	48	70.5	72.5

FRAME COLOR

BLACK SABLE, IVORY

FRAME MATERIAL

MIYATA EXCLUSIVE CR-MO O/S STB. FORGED VERTICAL ENDS. 73MM BOTTOM BRACK SHELL

FORK MATERIAL

CR-MO UNICROWN DESIGN WITH INVESTMENT ENDS

HEAD SET & DERAILLEURS

YST O/S SEALED BLACK. SHIMANO DEORE LX STI RAPID FIRE

CRANK SET & PEDALS

SHIMANO DEORE LX SUPERGLIDE ROUND. SR FAT WITH ATB CLIPS & STRAPS

BRAKE SET

SHIMANO DEORE LX SLR W/ LOW PROFILE CANTILEVER

HUBS & SPOKES

SHIMANO DEORE LX SEALED QR F&R FREEHUB. 14G STAINLESS STEEL

CHAIN & FREEWHEEL

SHIMANO HYPERGLIDE. SHIMANO DEORE LX HYPERGLIDE 7 SPEED

TIRES & RIMS

Ritchey Megabite 26 X 2.1. Araya RM17, 26 X 1.5 Black 32H

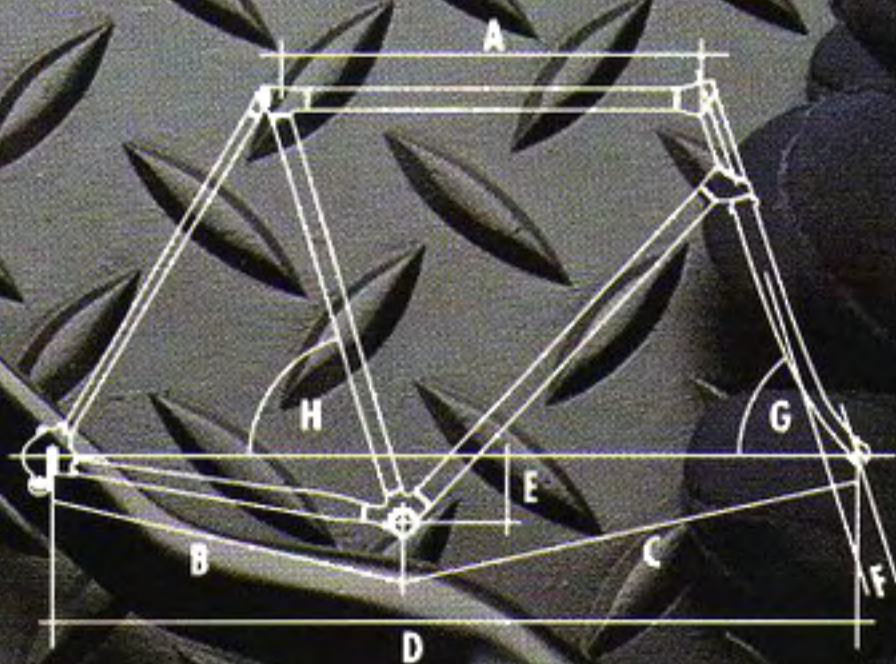
SADDLE & SEAT POST

Vetta Gel with Vetta Skin. Kalloy Alloy O/S 300MM

HANDLE BAR & STEM

DHM Alloy Double Taper Black. CR-MO ATB

Tough Enough For Fast Company



ELEVATION 400'

9

Building confidence from the ground up is what Miyata does best. The inner strength of this thoroughbred is our exclusive Splined Triple Butted frame tubes. Triple butting puts increased wall thickness where the stress is greatest and reduced thickness where the stress is least for a lighter yet stronger frame. The splines (a discreet series of ridges on the inside of the tube at critical points) increase torsional rigidity. Like its more exotic cohorts, the Elevation 400 utilizes an oversize headset for steering stability, top-tube cable routing for more precise shifting performance and a gel saddle for comfort. So if your spirit is willing, saddle up and outrun the rest of the field.

SIZE	A	B	C	D	E	F	G	H
14"	535	424	630	1051	38	48	70	74
16"	555	424	647	1068	38	48	70	74
18"	572	424	653	1074	38	48	70	73
19.5"	584	424	653	1074	38	48	70.5	72.5
21.5"	592	424	659	1080	38	48	70.5	72.5

FRAME COLOR	FRAME MATERIAL	FORK MATERIAL	HEAD SET & DERAILLEURS	CRANK SET & PEDALS	BRAKE SET	HUBS & SPOKES	CHAIN & FREEWHEEL	TIRES & RIMS	SADDLE & SEAT POST	HANDLE BAR & STEM
TAHOE GREEN, RED CORAL	MIYATA EXCLUSIVE CR-MO O/S STB. FORGED VERTICAL ENDS. 73MM BOTTOM BRACK SHELL	CR-MO UNICROWN DESIGN WITH INVESTMENT ENDS	YST O/S SEALED BLACK. SHIMANO 400LX STI RAPID FIRE	SHIMANO 400LX SUPERGLIDE BIOPACE. SR LOW FAT WITH CLIPS & STRAPS	SHIMANO 400LX SLR W/ LOW PROFILE CANTILEVER F&R ALL SIZES	SHIMANO ALLOY SEALED QR F&R. FREEHUB. 14G STAINLESS STEEL	SHIMANO HYPERGLIDE. SHIMANO 400LX 7 SPEED	RITECHY MEGABITE 26 X 2.1. ARAYA CV7 26 X 1.5 BLACK 32H	VISCOUNT "MIYATA" GEL TURBO STYLE. KALLOY ALLOY O/S 300MM	DHM ALLOY DOUBLE TAPER BLACK ANODIZED. CR-MO ATB

The Nature Of Things



10

ELEVATION 300'

It's a good thing the world isn't flat because this bike can take you around a crystal lake or along a tree-covered mountain ridge. Gravity is not an obstacle. Even at high altitudes you'll want to explore the outer bounds. It comes equipped with our special top-tube cable routing for enhanced shifting response, Biopace chainrings for enhanced climbing efficiency, sealed bearings for weather resistance, and it's built on an STB chromoly frame for reliability, stability and performance. Finally, Shimano's 300 LX drive train and brake system forms a natural selection for this down-to-earth mountain bike. If it only had wings, you would be riding above the clouds.

SIZE	A	B	C	D	E	F	G	H
14"	535	436	630	1064	38	48	70	74
16"	555	436	646	1080	38	48	70	74
18"	572	436	653	1086	38	48	70	73
19.5"	584	436	653	1086	38	48	70.5	72.5
21.5"	592	436	661	1094	38	48	70.5	72.5

FRAME COLOR

STONE GRAY,
CITRUS
YELLOW

FRAME MATERIAL

MIYATA EXCLUSIVE CR-MO STB.
FORGED VERTICAL ENDS

FORK MATERIAL

CR-MO STEERER UNICROWN
BLADES. FORGED ENDS.
SINGLE EYELET

HEAD SET & DERAILLEURS

YST PRECISION
SEALED BLACK.
SHIMANO 300LX STI
RAPID FIRE

CRANK SET & PEDALS

SHIMANO 300LX.
SR LOW FAT.
BIOPACE

BRAKE SET

SHIMANO
300LX SLR W/
LOW PROFILE
CANTILEVER F&R
ALL SIZES

HUBS & SPOKES

SHIMANO ALLOY
SEALED QR F&R.
FREEHUB.
14 G STAINLESS
STEEL

CHAIN & FREEWHEEL

SHIMANO
HYPERGLIDE.
SHIMANO 300LX
HYPERGLIDE
7 SPEED

TIRES & RIMS

KENDA 26 X 2.1.
ARAYA VP20
SILVER 36H

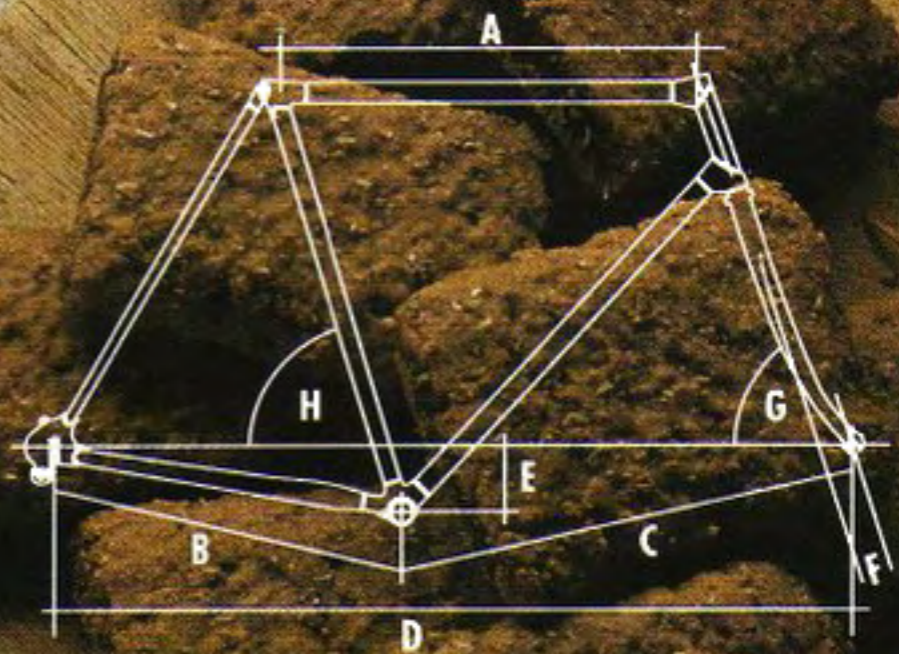
SADDLE & SEAT POST

VISCOUNT
"MIYATA" GEL ATB.
KALLOY ALLOY
300MM

HANDLE BAR & STEM

DHM DOUBLE TAPER
BLACK.
CR-MO ATB

Sample The Good Life



ELEVATION 200'

Whet your appetite for off-road fun on this versatile trail bike. Miyata provides the ingredients starting with a hearty chro-moly frame, flavored with a Shimano 200GS component system. We spiced it up with low profile cantilever brakes and the crisp Rapid Fire shifting system. We mellowed the taste a little with a comfortable ATB gel saddle and an upright handlebar for a smooth but zesty ride. You just need to stir in a little bit of road or trail to discover the taste of the good life on the Elevation 200. Now you're cookin'.

SIZE	A	B	C	D	E	F	G	H
14"	535	436	630	1064	38	48	70	74
16"	555	436	646	1080	38	48	70	74
18"	572	436	653	1086	38	48	70	73
19.5"	584	436	653	1086	38	48	70.5	72.5
21.5"	592	436	661	1094	38	48	70.5	72.5
LADIES 16"	555	436	647	1080	38	48	70	74
LADIES 18"	572	436	653	1086	38	48	70	73

FRAME COLOR

PACIFIC BLUE, JET BLACK

FRAME MATERIAL

MIYATA EXCLUSIVE CR-MO STB. FORGED VERTICAL ENDS

FORK MATERIAL

CR-MO STEERER UNICROWN BLADES. FORGED ENDS. SINGLE EYELET

HEAD SET & DERAILLEURS

YST PRECISION STEEL W/ SEALED TOP LOCKNUT. SHIMANO 200GS STI RAPID FIRE

CRANK SET & PEDALS

SHIMANO 200GS SUPERGLIDE BIOPACE. HTI RESIN ATB

BRAKE SET

SHIMANO 200GS SLR W/ LOW PROFILE CANTILEVER F&R ALL SIZES

HUBS & SPOKES

SHIMANO ALLOY SEALED QR F&R. FREEHUB. 14G STAINLESS STEEL

CHAIN & FREEWHEEL

SHIMANO HYPERGLIDE. SHIMANO 200GS HYPERGLIDE 7 SPEED

TIRES & RIMS

KENDA 26 X 1.9. ARAYA VP20 SILVER 36H

SADDLE & SEAT POST

VISCOUNT "MIYATA" GEL ATB. STEEL BLACK 300MM PVC CAP

HANDLE BAR & STEM

30MM RISE BLACK. STEEL ATB



12

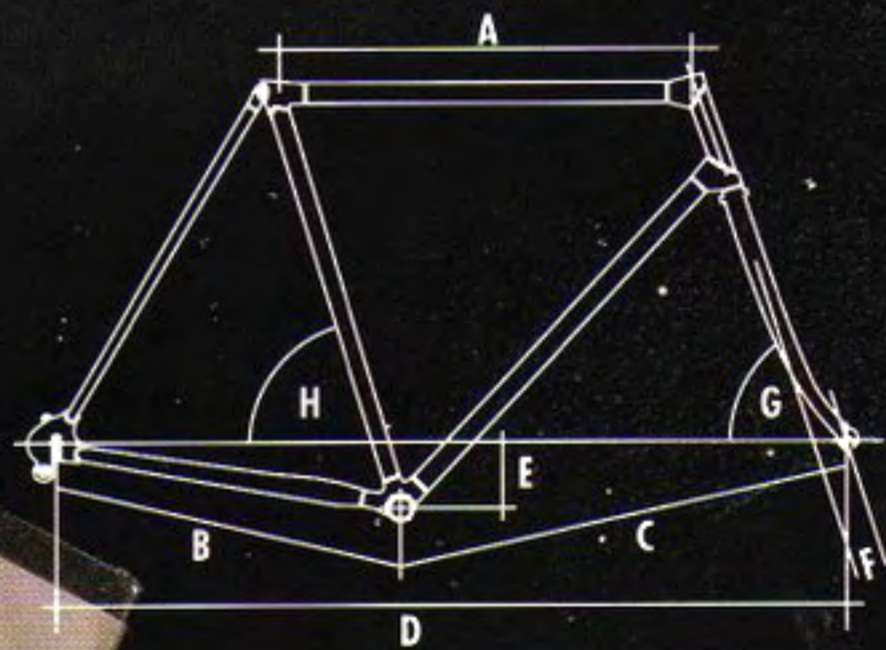
ELEVATION 150'

If you think around-town transportation or a fun ride on your favorite bike path fits your needs, select the quality of this Miyata ATB. With a sturdy chromoly reinforced frame and fork, you can feel confident you have made a wise decision. SunTour's XCU 21-speed drivetrain has an intelligence of its own, with precise, reliable shifting performance. We thoughtfully added an ATB saddle and upright handlebars for a comfortable ride. Think it over, we have an idea that if you're in the right frame of mind you'll be taking this one to the streets.

SIZE	A	B	C	D	E	F	G	H
14"	535	436	630	1064	38	48	70	74
16"	555	436	646	1080	38	48	70	74
18"	572	436	653	1086	38	48	70	73
19.5"	584	436	653	1086	38	48	70.5	72.5
21.5"	592	436	661	1094	38	48	70.5	72.5
LADIES 16"	555	436	647	1080	38	48	70	74
LADIES 18"	572	436	653	1086	38	48	70	73

FRAME COLOR	FRAME MATERIAL	FORK MATERIAL	HEAD SET & DERAILLEURS	CRANK SET & PEDALS	BRAKE SET	HUBS & SPOKES	CHAIN & FREEWHEEL	TIRES & RIMS	SADDLE & SEAT POST	HANDLE BAR & STEM
RED JASPER, SIERRA GREEN	MIYATA EXCLUSIVE CR-MO. FORGED ENDS	CR-MO STEERER UNICROWN BLADES. FORGED ENDS. SINGLE EYELET	YST PRECISION W/ SEALED TOP LOCKNUT. SUNTOUR XCU. XCT WISHBONE SHIFTERS	SR CTL ALLOY ROUND. VICTOR RESIN	DIA-COMPE XCT LEVER. DIA-COMPE XCT LOW PROFILE CANTILEVER.	KK STEEL QR F&R. 14 G STAINLESS STEEL	KMC ALPHA 50. SUNTOUR 7 SPEED	KENDA 26 X 1.5. ARAYA MP22 SILVER 36H	DAYLIGHT PIG SKIN "MIYATA" TOP. STEEL 300MM BLACK W/ PVC CAP	30MM RISE BLACK STEEL ATB

Forever Young



13

ELEVATION 100'

No matter what your age, from teen to senior citizen, this is one fun bike for getting to your destination. You can rock n' roll around the block or waltz across the park. No slam dancing here, this one's strictly for tamer environs. But it does feature a dependable TIG-welded frame and the sureness of Shimano 100GS indexed shifting. Durable 26 x 1.5 tires dance over potholes for surefooted behavior and Miyata's quality finish provides exceptionally good looks.

SIZE	A	B	C	D	E	F	G	H
14"	535	436	630	1064	38	48	70	74
16"	555	436	646	1080	38	48	70	74
18"	572	436	653	1086	38	48	70	73
19.5"	584	436	653	1086	38	48	70.5	72.5
21.5"	592	436	661	1094	38	48	70.5	72.5
LADIES 16"	555	436	647	1080	38	48	70	74
LADIES 18"	572	436	653	1086	38	48	70	73

FRAME COLOR	FRAME MATERIAL	FORK MATERIAL	HEAD SET & DERAILLEURS	CRANK SET & PEDALS	BRAKE SET	HUBS & SPOKES	CHAIN & FREEWHEEL	TIRES & RIMS	SADDLE & SEAT POST	HANDLE BAR & STEM
IVORY, AMETHYST	MIYATA HI-TENSILE STEEL	UNICROWN DESIGN FORGED ENDS. SINGLE EYELET	YST PRECISION. SHIMANO 100GS STI RAPID FIRE	SHIMANO 100GS SUPERGLIDE BIOPACE. VICTOR RESIN	SHIMANO 100GS SLR CANTILEVER F&R	SHIMANO ALLOY QR(F) NUTTED(R) FREEHUB 14G STAINLESS STEEL	KMC UNIGLIDE. SHIMANO HYPERGLIDE 7 SPEED	KENDA K87 26 X 1.5. ARAYA MP22 SILVER 36H	DAYLIGHT "MIYATA". STEEL 300MM C/P HALF-SERRATED PVC CAP	60MM RISE BLACK. STEEL ATB

*Often imitated,
but never
duplicated,
Miyata designs
and builds the
finest
cross-purpose
multi-terrain
bicycles.*



ORIGINAL THINKING

We had an idea: a true cross-purpose bicycle. So we introduced the TripleCross in 1988, one of the first "cross" bicycles. The word spread and others copied our creation. Still today Miyata builds the finest selection of cross-purpose multi-terrain bicycles—from the aggressive AlumiCross, with its drop-style bars, to the comfortable-riding SportCross that could easily solve the transportation problems of the masses.

The Cross bicycle embodies the spirited ride and nimble feel of a road bicycle with the comfortable riding position, wide gearing selection, and rugged reliability of the mountain bike.

Although you probably won't want to attack the ruts and boulders in the wilderness, the Cross bicycle can fly past those fat tire types on the hard pack trail— that's if you have a desire to go for the thrills. If a leisurely tour through a natural setting is more your style, you'll find the Cross bicycle provides the stability and comfort for a long day of birdwatching, rock collecting and photo taking (and maybe a picnic?).

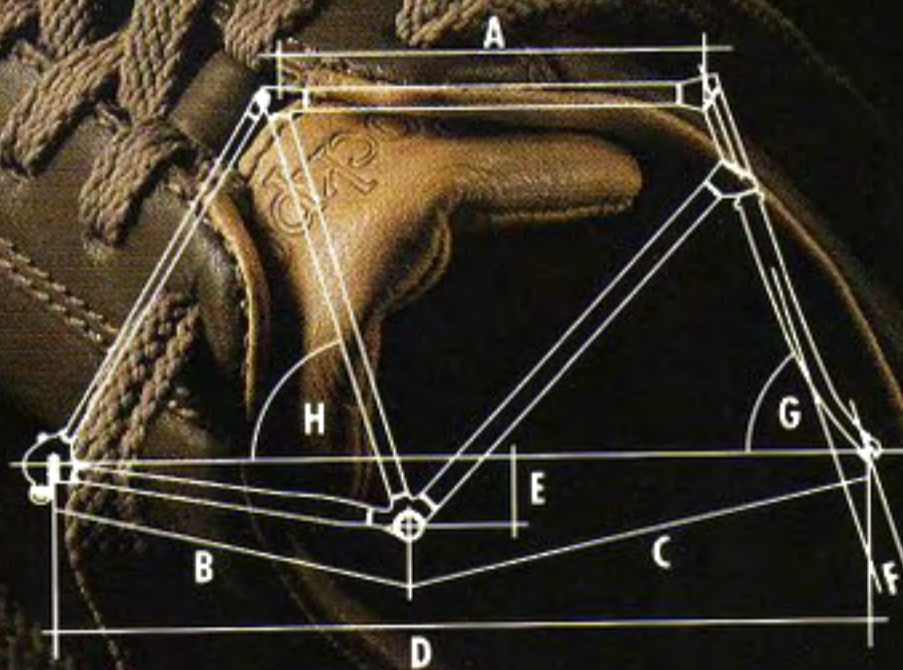
But wait! You don't like the dust and who wants to look at birds! Perhaps you don't even want to leave the pavement. Well, the Cross bike is still for you. A smooth, swift ride without the harshness of the racing bike and more durable tires than its road-specific cousins make it well suited for urban road battles or neighborhood cruising.

When we came up with this great idea we were thinking of you.



C R O S S

Cross Training



ALUMICROSS

Put it all together with one bicycle that fulfills your urge to test the rigors of off-road or the challenges of the road. Modeled after the competition Cyclocross bicycles popular in Europe, the AlumiCross gives you a wider gear range to conquer the mountains, a wider position handlebar for knee clearance and better control on fast descents plus a wider choice of where to train. Cross over to the pavement and you have the ultimate road warrior able to handle rough roads and steep hills with ease. All this is accomplished with an Aluminum APA frame, Super Hard Anodized Wolber rims and high performance Shimano Deore DX brakes and shifting systems. The true hybrid performance bike.

SIZE	A	B	C	D	E	F	G	H
48CM	515	430	581	1006	50	60	69	70
50CM	525	430	584	1008	52	55	70	71
52CM	535	430	592	1016	56	55	70	71
54CM	550	430	599	1022	60	50	71	72
56CM	550	430	600	1023	60	50	71	72
58CM	565	430	608	1030	65	45	71	72
60CM	565	430	608	1030	65	45	71	72

FRAME COLOR

OPAL

FRAME MATERIAL

MIYATA EXCLUSIVE BONDED ALUMINUM MAIN FRAME. PRECISION CAST ALUMINUM LUGS. CR-MO STAYS. FORGED VERTICAL ENDS. THRU TOP TUBE CABLE GUIDE

FORK MATERIAL

ALL CR-MO UNICROWN DESIGN. FORGED ENDS WITH EYELET

HEAD SET & DERAILLEURS

RITCHEY LOGIC SEALED BLACK. SHIMANO DEORE DX BAR END SHIFTERS

CRANK SET & PEDALS

SHIMANO DEORE DX SUPERGLIDE ROUND. SHIMANO DEORE LX W/ ATB CLIPS & STRAPS

BRAKE SET

SHIMANO 105 SLR LEVER. DEORE DX CANTILEVER F&R

HUBS & SPOKES

SHIMANO DEORE DX SEALED QR F&R REAR FREEHUB. 14G STAINLESS STEEL

CHAIN & FREEWHEEL

SHIMANO DEORE DX HYPERGLIDE. SHIMANO DEORE DX HYPERGLIDE 7 SPEED

TIRES & RIMS

IRC CROSS COUNTRY 700 X 35C. WOLBER GTX S.H.A. 32H

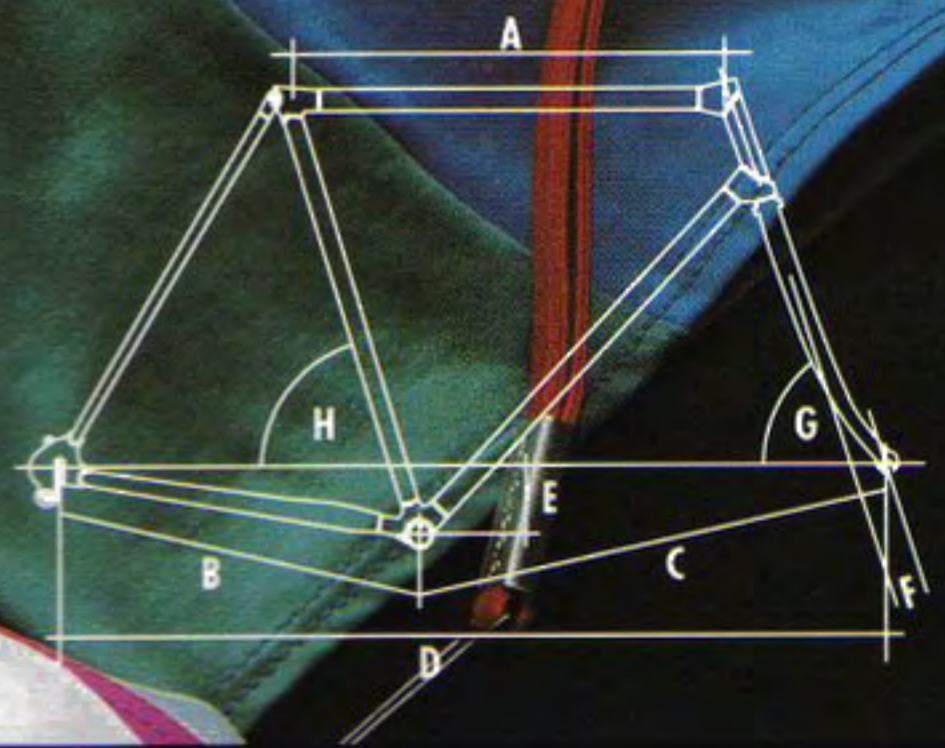
SADDLE & SEAT POST

AVOCET RACING GEL. STRONG ALLOY 250MM S.H.A.

HANDLE BAR & STEM

NITTO BB-1 SPREAD BAR. NITTO DYNAMIC II 90 DEGREE BLACK ANODIZED

A Perfect Balance



TRIPLECROSS

The world in search of harmony. Miyata introduces a solution; for bicycle riders at least. In 1988 we created this ideal combination of lightweight response and ATB reliability. Upright handlebars for comfort and control, road-size tires with durable tread for smooth rolling and off-road traction, and 21 gears to handle any conditions. Tough enough for the trail but smoothly efficient on the road. The TripleCross features the strength of a Spline Triple Butted chromoly frame and the precise shifting of the Shimano 300LX drive train. A light, responsive, go anywhere cross-purpose bicycle. Weigh the difference with our competition. We think you'll find the TripleCross just perfect.

SIZE	A	B	C	D	E	F	G	H
46CM	529	443	610	1047	55	60	71	73
50CM	547.5	443	615	1052	55	60	71	73
54CM	565	443	630	1062	55	60	71	73
56CM	575	443	633.5	1070	55	60	72	73
58CM	575	443	633	1068	55	60	72	73
60CM	584	443	644	1081	55	60	72	73
63CM	584	443	644	1081	55	60	72	73

FRAME COLOR	FRAME MATERIAL	FORK MATERIAL	HEAD SET & DERAILLEURS	CRANK SET & PEDALS	BRAKE SET	HUBS & SPOKES	CHAIN & FREEWHEEL	TIRES & RIMS	SADDLE & SEAT POST	HANDLE BAR & STEM
EMERALD, MOONSTONE	MIYATA EXCLUSIVE CR-MO STB. FORGED VERTICAL ENDS. SPOON STAYS	ALL CR-MO UNICROWN DESIGN. FORGED ENDS WITH ONE EYELET	YST PRECISION SEALED BLACK. SHIMANO 300LX STI RAPID FIRE	SHIMANO 300LX SUPERGLIDE BIOPACE. RESIN HYBRID	SHIMANO 300LX SLR LOW PROFILE CANTILEVER F&R	SHIMANO ALLOY SEALED QR F&R REAR FREEHUB. 14G STAINLESS STEEL	SHIMANO HYPERGLIDE. SHIMANO HYPERGLIDE 7 SPEED	CHENG SHIN 700 X 35C. ARAYA VX300 SILVER 36H 700C	VETTA GEL. KALLOY ALLOY 300MM MICROADJUST.	DHM STEEL DOUBLE TAPER BLACK ANODIZED. SR ALLOY BLACK ANODIZED

Universal Appeal:



18

SPORTCROSS

Expanding influence in cross-terrain bicycles is a natural progression for Miyata, a pioneer in hybrid cross-purpose bicycles. Now Miyata's superior frame reliability and quality ride is available in an entry-level Cross bike. The SportCross should be attractive to anyone looking for a little off-road fun, some cruising on the pavement or a bike to just get you where you're going with a touch of style. No cutting corners: this bike has a chromoly frame, XCT indexed shifting and comes in a wide assortment of frame sizes (including a ladies frame). So no matter what part of the universe you're from, this one will appeal to you.

SIZE	A	B	C	D	E	F	G	H
46CM	529	443	610	1047	55	60	71	73
50CM	547.5	443	615	1052	55	60	71	73
54CM	565	443	630	1062	55	60	71	73
58CM	575	443	633	1068	55	60	72	73
63CM	584	443	644	1081	55	60	72	73
46LADIES		443	610	1047	55	60	71	73

FRAME COLOR
CARIBBEAN BLUE
RED CORAL

FRAME MATERIAL
MIYATA EXCLUSIVE CR-MO. FORGED ENDS. SPOON STAYS

FORK MATERIAL
UNICROWN FORK WITH AERO BLADES. FORGED ENDS.

HEAD SET & DERAILLEURS
YST PRECISION W/ SEALED LOCKNUT BLACK. SUNTOUR XCU. XCT TOP MOUNT SHIFTERS.

CRANK SET & PEDALS
SR CTL ALLOY ROUND. HTI RESIN ATB

BRAKE SET
DIA-COMPE XCT LEVER. DIA-COMPE XCT LOW PROFILE CANTILEVER F&R

HUBS & SPOKES
KK STEEL QR F&R BLACK. 14G STAINLESS STEEL

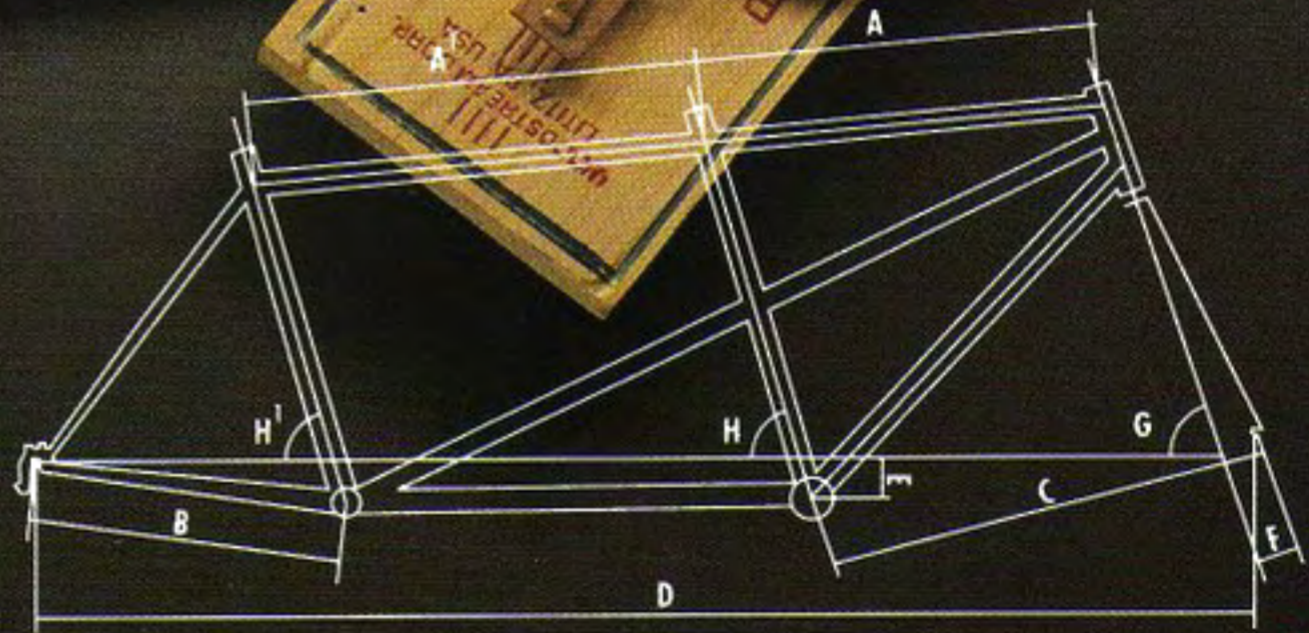
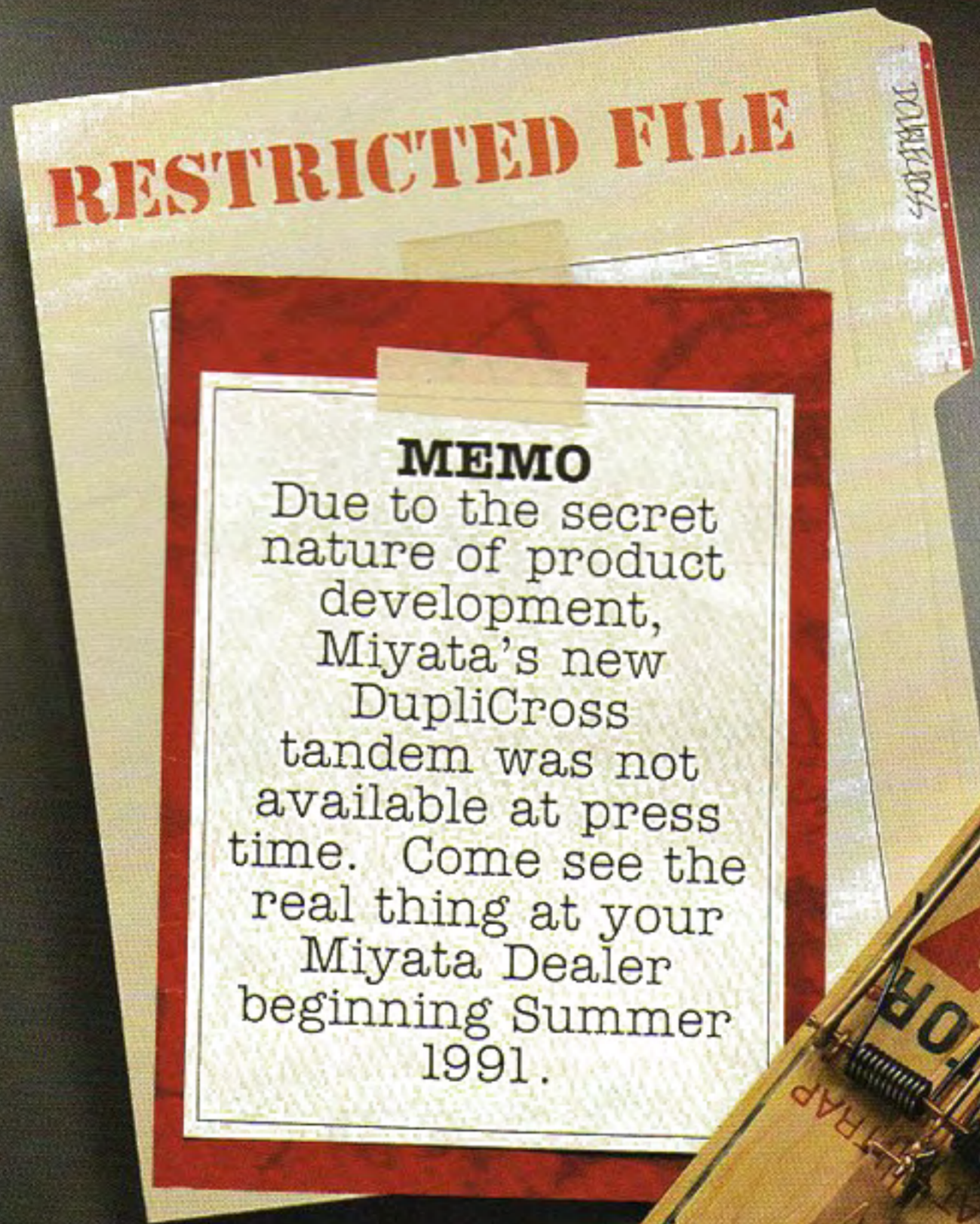
CHAIN & FREEWHEEL
KMC ALPHA 50. SUNTOUR 7 SPEED

TIRES & RIMS
CHENG SHIN 700 X 35C. ARAYA SP20 SILVER 36H 700C

SADDLE & SEAT POST
VELO "MIYATA" ATB GEL SADDLE. KALLOY ALLOY 300MM WITH PVC CAP

HANDLE & STEM
DHM STEEL TAPER BLACK STEEL ATB BL

Picture The Possibilities




DUPLICROSS

Ever ridden a tandem? Use your imagination. Picture an E-ticket ride around some harrowing curves with you in control. Or perhaps a pleasant adventure with your favorite partner. Single? Maybe a unique way to take a date to the beach. Wherever your imagination takes you, the DupliCross will double your pleasure. Miyata makes it possible with incredibly strong oversize chro-moly frame tubes and a frame geometry engineered for stability. Visualize the sure-tracking solid performance of Araya RM17 rims and 26 x 1.6 tires; and the quick precise shifting of the Deore LX drive Train. What brings one to the cross bike brings two to the DupliCross. Picture it.

SIZE	A	A'	B	C	D	E	F	G	H	H'
20"-18"	605	675	435	655	1776	34	45	72	73	74
18"-16"	570	647	435	650	1742	32	45	72	74	74

- | | | | | | | | | | | |
|---------------------------------|-------------------------------------------------------------------------------------------------------|-------------------------------------------------------------------------------|-------------------------------------------------------------------------------------|---------------------------------------------------------------------------|----------------------------------------------------------------|-------------------------------------------------------------------|------------------------------------------------------------------------|-------------------------------------------------------------|--------------------------------------------------------------------|--------------------------------------------------------------------------------------|
| FRAME COLOR
ZINFANDEL | FRAME MATERIAL
MIYATA EXCLUSIVE CR-MO O/S. CR-MO REAR STAYS. FORGED ENDS WITH SINGLE EYELET | FORK MATERIAL
ALL CR-MO UNICROWN DESIGN. FORGED ENDS. SINGLE EYELET | HEAD SET & DERAILLEURS
YST PRECISION O/S SILVER. SHIMANO DEORE LX STI | CRANK SET & PEDALS
SHIMANO DEORE DX ROUND. SHIMANO DEORE LX | BRAKE SET
SHIMANO DEORE DX WITH DEORE 4FINGER LEVERS | HUBS & SPOKES
SHIMANO DEORE LX. 14G STAINLESS STEEL | CHAIN & FREEWHEEL
SHIMANO HYPERGLIDE. SHIMANO HYPERGLIDE | TIRES & RIMS
KENDA K809 26 X 1.6. ARAYA RM17. | SADDLE & SEAT POST
VETTA GEL SKIN. STRONG #350 BLACK | HANDLE BAR & STEM
RITCHEY FORCE BLACK ANODIZED. HL CR-MO TIG O/S BLACK |
|---------------------------------|-------------------------------------------------------------------------------------------------------|-------------------------------------------------------------------------------|-------------------------------------------------------------------------------------|---------------------------------------------------------------------------|----------------------------------------------------------------|-------------------------------------------------------------------|------------------------------------------------------------------------|-------------------------------------------------------------|--------------------------------------------------------------------|--------------------------------------------------------------------------------------|



MAKING A STATEMENT

We have remained steadfastly true to our commitment to produce superior performance in road bicycles through innovative technology and the finest quality production standards. Other manufacturers have been lured away from road bicycles by the popularity of mountain bikes, dramatically reducing or eliminating their product selection and performance. We at Miyata have continued our proud tradition of providing a selection of road bicycles carefully designed to meet the needs of the road cyclist.

In 1991 we have taken a step into the future of cycling with the addition of the Team Titanium, a full titanium frame bicycle that leads the field in hi-tech engineering and performance. We expect to see it at the front of many fields in the future.

The advantage of our exclusive Splined Triple Butted Chromoly tubes and a racing frame geometry tested, not only in our laboratories but in the most demanding races of Europe and America, gives our model Nine14 SE and model Nine14 an edge on the competition. These bicycles possess the stiff responsiveness and quick agility that embodies a true racing machine.

No longer are we limited to the use of chromoly materials in frame construction. Miyata has lead the way in development and innovation of new and exotic materials for bicycle frames. So we are able to develop the exquisite ride characteristics of the model Seven14 and Seven21 using our exclusive APA bonded process and aluminum frame technology. An energetically smooth ride worth experiencing.

If you have the adventurous spirit for a classic road touring bike, the Miyata 1000 LT is just your style. Introduced in 1978 as the "Grand Touring" and refined through the years, this bicycle offers a comfortable stable ride engineered for long distance touring.

Although others may falter, our commitment to producing the finest road bicycles for racing, sporting or touring shall remain undaunted.



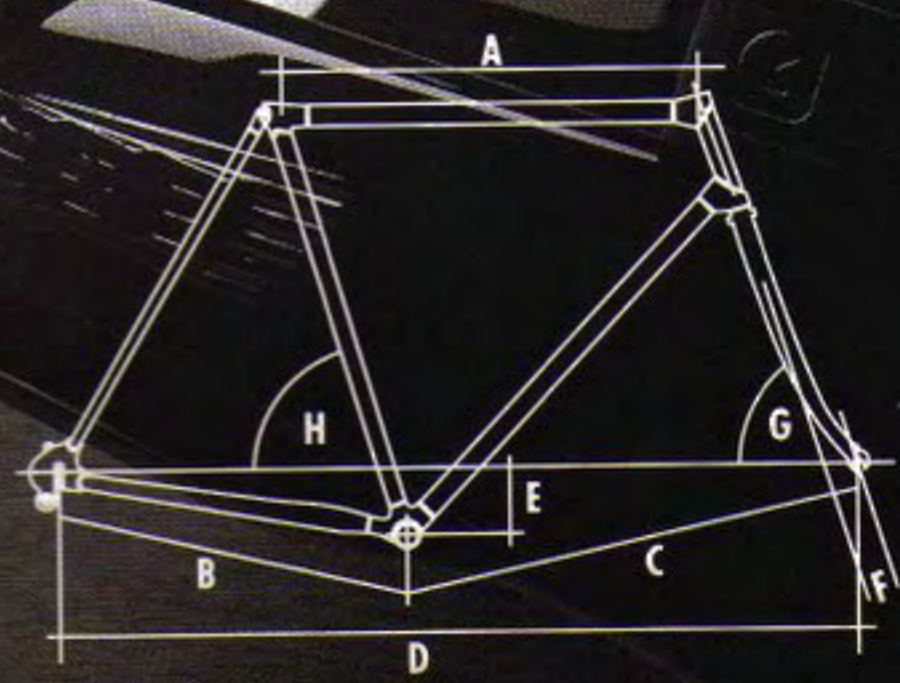

..... *superior*
performance in
road bicycles
through
innovative
technology and
the finest quality
production
standards.

20



R O A D

It Takes Your Breath Away



TEAM TITANIUM FRAMESET AVAILABLE, TEAM MIYATA (CR-MO) FRAMESET ALSO AVAILABLE.

Mach-5 performance but no need for armaments because you'll always outfly the competition. That's right-fly! Because the lightness and stiff response of this full titanium frame will make you feel turbo powered. The same aircraft materials used in today's supersonic fighters now serve a higher purpose: the fulfillment of the human spirit. Aircraft precision? Our APA bonding utilizes aerospace adhesives to eliminate the risks of welding (the smallest contamination in welding can cause the metal to become brittle) and maintain the highest standards in precise frame alignment and integrity. Protect your investment? It's always a good idea to invest in precious metals. Because of its extreme corrosion resistance, this stuff needs no protection. But we did paint part of it just to give it flying colors.

SIZE	A	B	C	D	E	F	G	H
48CM	520	408	580	980	63	55	71	73
50CM	520	408	580	980	63	55	71	73
52CM	535	408	588	987	68	50	72	74
54CM	535	408	588	987	68	50	72	74
56CM	560	408	600	998	72	40	73	75
58CM	560	408	600	998	72	40	73	75
60CM	570	408	600	998	72	37	73.5	75
63CM	580	408	600	998	72	27	73.5	75

- | | | | | | | | | | | |
|-----------------------------|-------------------------------------------------------------------------------------------------|----------------------------------------------------------------------------------|----------------------------------------------------------------------------------|------------------------------------------------------------------------------------------------|---------------------------------------------------------------|-----------------------------------------------------------------------------------------------|--------------------------------------------------------------------------------|-----------------------------------------------------------------------------------------------|-----------------------------------------------------------------------------|--------------------------------------------------------------------------|
| FRAME COLOR
BLAZE | FRAME MATERIAL
MIYATA EXCLUSIVE FULL TITANIUM FRAME. FULL TITANIUM STAYS. FORGED ENDS | FORK MATERIAL
MIYATA EXCLUSIVE FULL BONDED ALUMINUM. FORGED ALLOY ENDS | HEAD SET & DERAILLEURS
SHIMANO ULTEGRA SEALED. SHIMANO ULTEGRA SIS | CRANK SET & PEDALS
SHIMANO NEW ULTEGRA SUPERGLIDE ROUND. SHIMANO PD1056 CLIPLESS | BRAKE SET
SHIMANO NEW ULTEGRA SUPER SLR. AERO LEVER | HUBS & SPOKES
SHIMANO ULTEGRA SEALED FREEHUB. 14/15G STAINLESS 2CROS/F, 3CROS/R | CHAIN & FREEWHEEL
SHIMANO HYPERGLIDE. SHIMANO HYPERGLIDE 7 SPEED | TIRES & RIMS
TECNOVA II AR 700 X 20C KEVLAR. CAMPAGNOLO OMEGA STRADA HARDOX 32H | SADDLE & SEAT POST
SELLA ITALIA SUPER TURBO. SHIMANO DURA-ACE | HANDLE BAR & STEM
SR FMB200 ALLOY. SR FXS100 ALLOY SILVER. |
|-----------------------------|-------------------------------------------------------------------------------------------------|----------------------------------------------------------------------------------|----------------------------------------------------------------------------------|------------------------------------------------------------------------------------------------|---------------------------------------------------------------|-----------------------------------------------------------------------------------------------|--------------------------------------------------------------------------------|-----------------------------------------------------------------------------------------------|-----------------------------------------------------------------------------|--------------------------------------------------------------------------|



22

NINE14 SE

A racing machine with the heart pounding beat of modern rock and the classic appeal of the symphony. This is the reprise of Miyata's original model 912. Harmony is achieved with a frame and fork made of thin-wall Spline Triple Butted chro-moly tubes. Tuned for competition, the 914 SE utilizes a racing geometry tested and found true to purpose in the most demanding races. You'll feel the rhythm as soon as you accelerate on Shimano's New Ultegra drive train. We've orchestrated a competitive component group that includes Wolber Profile TX20 Hard Anodized rims and Ultegra Clipless pedals to keep you on the fast track.

SIZE	A	B	C	D	E	F	G	H
50CM	520	408	587	987	65	50	70.5	74
52CM	520	408	586	984	70	50	70.5	74
54CM	540	408	593	991	70	50	72	74
56CM	560	408	594	992	70	40	73	74
58CM	560	408	594	992	72	40	73	74
60CM	570	408	597	995	72	33	73	74
63CM	580	408	599	998	72	30	73.5	74

FRAME COLOR

BLACK SABLE

FRAME MATERIAL

MIYATA EXCLUSIVE CR-MO STB. INVESTMENT CAST SEAT LUG. FORGED ENDS. CR-MO SPLINED CHAIN STAYS

FORK MATERIAL

MIYATA EXCLUSIVE CR-MO STB. FORGED ENDS

HEAD SET & DERAILLEURS

SHIMANO ULTEGRA SEALED. SHIMANO ULTEGRA SIS

CRANK SET & PEDALS

SHIMANO NEW ULTEGRA SUPERGLIDE ROUND. SHIMANO PD1056 CLIPLESS

BRAKE SET

SHIMANO ULTEGRA SUPER SLR. AERO LEVER

HUBS & SPOKES

SHIMANO ULTEGRA SEALED QR F&R FREEHUB. 14G STAINLESS STEEL

CHAIN & FREEWHEEL

SHIMANO HYPERGLIDE. SHIMANO HYPERGLIDE 7 SPEED

TIRES & RIMS

TECNOVA II AR 700 X 25C KEVLAR. WOLBER TX PROFILE20 AERO S.H.A. 32H

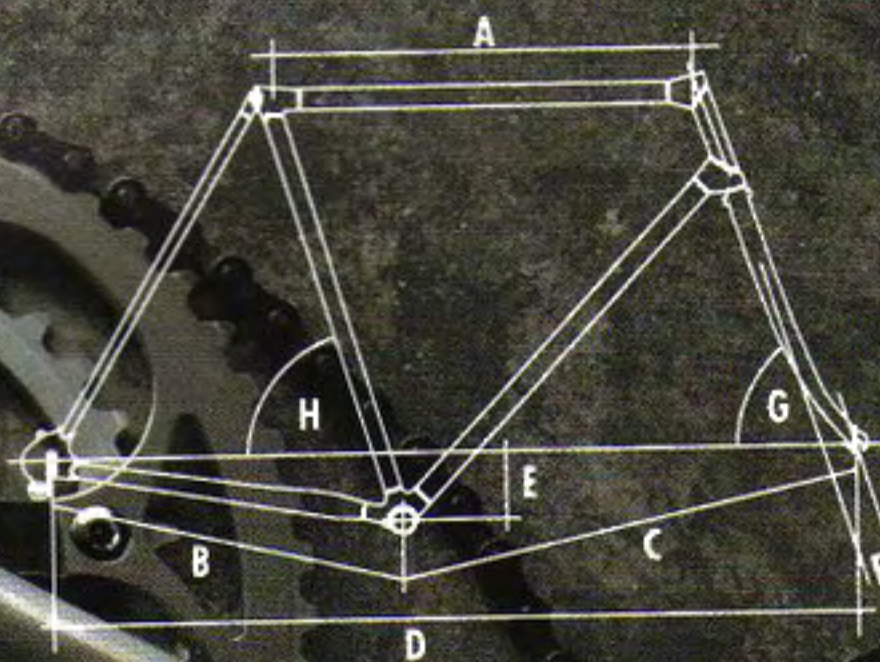
SADDLE & SEAT POST

SELLA ITALIA TURBO. SR CLE-100 ALLOY

HANDLEBARS & STEM

SR AMB200 A SR CLS ALLOY

Now It's Your Turn



23

NINE14

Turn the cranks just once and you'll know you've entered the world of competition cycling. a world where survival of the fittest means you need more than just being in top condition. Entering a triathlon, a USCF race, going on a club ride, or just getting a good workout, this bicycle will provide the performance ride that'll take you to the finish at top speed. We used the same light, yet strong, STB frame of the Nine14 SE and the sure-fire shifting and braking performance of Shimano's New 105 component group for extra advantage. Go ahead, take your turn at the front of the pack.

SIZE	A	B	C	D	E	F	G	H
50CM	520	408	587	987	65	50	70.5	74
52CM	520	408	586	984	70	50	70.5	74
54CM	540	408	593	991	70	50	72	74
56CM	560	408	594	992	70	40	73	74
58CM	560	408	594	992	72	40	73	74
60CM	570	408	597	995	72	33	73	74
63CM	580	408	599	998	72	30	73.5	74

FRAME COLOR

OPAL, CHARCOAL, BLUE

FRAME MATERIAL

MIYATA EXCLUSIVE CR-MO STB. INVESTMENT CAST SEAT LUG. FORGED ENDS. CR-MO SPLINED CHAIN STAYS

FORK MATERIAL

MIYATA EXCLUSIVE CR-MO STB. FORGED ENDS

HEAD SET & DERAILLEURS

TANGE SEALED BLACK. SHIMANO 105 SIS

CRANK SET & PEDALS

SHIMANO 105 SUPERGLIDE ROUND. MKS SILVAN LITE

BRAKE SET

SHIMANO 105 SUPER SLR AERO LEVER.

HUBS & SPOKES

SHIMANO 105 SEALED QR F&R FREEHUB. 14G STAINLESS STEEL

CHAIN & FREEWHEEL

SHIMANO HYPERGLIDE. SHIMANO HYPERGLIDE 7 SPEED

TIRES & RIMS

TECNOVA II AR 700 X 25C KEVLAR. WOLBER GTX S.H.A. 32H

SADDLE & SEAT POST

SELLA ITALIA MUNDIALITA. SR CLE-100 ALLOY

HANDLE BAR & STEM

SR CTB ALLOY. SR CLS ALLOY BLACK ANODIZED

Check Out Your Options



24

SEVEN21

Take it fast on a flat smooth road; roll swiftly along through the foothills with a group; push it over the top on a steep wall of a climb you never thought you could conquer. With a frame geometry agile and responsive enough for thrills but relaxed enough to keep you in control at any pace, the reliability and exceptional shock absorption of an APA bonded aluminum frame, and 21 gears, the 721 will take you with ease over the roughest roads or the steepest climbs. It's also equipped with eyelets for panniers for when you want to take it touring. So take it swift or take it slow, this one takes you where you want to go. Keep your options open.

SIZE	A	B	C	D	E	F	G	H
48CM	515	415	580	990	53	65	71	72
50CM	525	415	580	990	55	55	71	72
52CM	535	415	588	996	58	55	71	72
54CM	550	415	596	1003	63	50	72	73
56CM	550	415	596	1003	63	50	72	73
58CM	565	415	604	1010	66	45	72.5	73.5
60CM	565	415	604	1010	67	45	72.5	73.5

FRAME COLOR

SIERRA GREEN, PLATINUM

FRAME MATERIAL

MIYATA EXCLUSIVE BONDED ALUMINUM MAIN FRAME. PRECISION CAST ALUMINUM LUGS. CR-MO STAYS. FORGED ENDS. THRU TOP TUBE CABLE GUIDE

FORK MATERIAL

FULL CR-MO. FORGED ENDS WITH EYELET

HEAD SET & DERAILLEURS

TANGE SEALED BLACK. SHIMANO 500LX R.DER. SHIMANO MOUNTAIN LX H/S F. DER. SIS

CRANK SET & PEDALS

SHIMANO MOUNTAIN LX BIOPACE. MKS EDGE WITH TOE CLIPS & STRAPS

BRAKE SET

SHIMANO EXAGE 500EX SLR SILVER AERO LEVER

HUBS & SPOKES

SHIMANO ALLOY SEALED QR F&R. 14G STAINLESS STEEL

CHAIN & FREEWHEEL

SHIMANO HYPERGLIDE. SHIMANO HYPERGLIDE 7 SPEED

TIRES & RIMS

TECNOVA II AR 700 X 25C KEVLAR. ARAYA SS45 36H SILVER

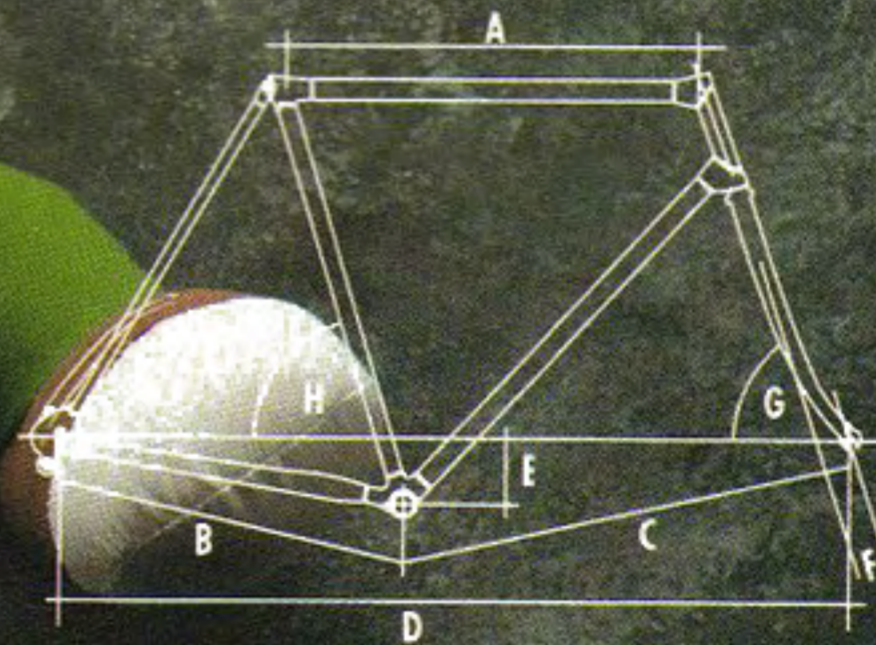
SADDLE & SEAT POST

AVOCET RACING GEL. SR CLE-100 ALLOY

HANDLE BAR & STEM

SR CTB ALLOY. SR CLS ALLOY SILVER

It's Got Personality



SEVEN14

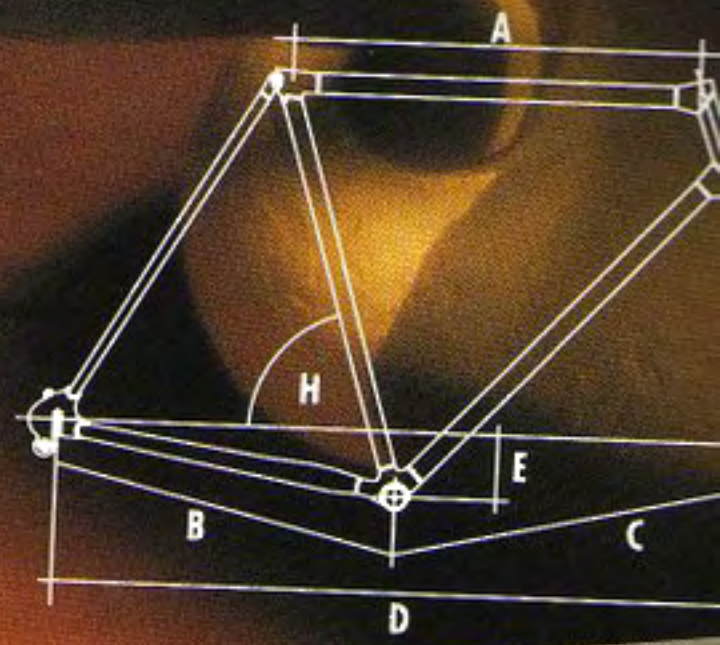
That's right, with the lightweight, yet durable, APA bonded aluminum frame for superior shock absorption (aluminum tubes of this type have a unique character that absorbs road vibration), a fast nimble frame geometry for get-up and go, plus precise and reliable Shimano 500EX shifting, this one has a great personality (and a nice disposition). If you are motivated for a fast club ride, psyched up for a strenuous workout or just in the mood for a leisurely weekend saunter, then this bicycle has the right attitude for you. Offering you a smooth efficient ride, the Seven14 will give you a little extra personality.

SIZE	A	B	C	D	E	F	G	H
48CM	515	415	580	990	53	65	71	72
50CM	525	415	580	990	55	55	71	72
52CM	535	415	588	996	58	55	71	72
54CM	550	415	596	1003	63	50	72	73
56CM	550	415	596	1003	63	50	72	73
58CM	565	415	604	1010	66	45	72.5	73.5
60CM	565	415	604	1010	67	45	72.5	73.5

25

FRAME COLOR	FRAME MATERIAL	FORK MATERIAL	HEAD SET & DERAILLEURS	CRANK SET & PEDALS	BRAKE SET	HUBS & SPOKES	CHAIN & FREEWHEEL	TIRES & RIMS	SADDLE & SEAT POST	HANDLE BAR & STEM
FLARE RED, NIGHT SKY	MIYATA EXCLUSIVE BONDED ALUMINUM MAIN FRAME. PRECISION CAST ALUMINUM LUGS. CR-MO STAYS. FORGED ENDS. THRU TOP TUBE CABLE GUIDE	FULL CR-MO. FORGED ENDS WITH EYELET	TANGE SEALED BLACK. SHIMANO EXAGE 500EX SIS 7 SPEED	SHIMANO EXAGE 500EX BIOPACE. MKS EDGE WITH TOE CLIPS & STRAPS	SHIMANO EXAGE 500EX SUPER SLR AERO LEVER	SHIMANO ALLOY SEALED QR F&R FREEHUB. 14G STAINLESS STEEL	SHIMANO HYPERGLIDE. SHIMANO HYPERGLIDE 7 SPEED	TECHNOVA II AR 700 X 25C KEVLAR. ARAYA SS45 36H SILVER	AVOCET RACING GEL. SR CLE-100 ALLOY	SR CTB ALLOY. SR CLS ALLOY BLACK ANODIZED

Same As It Ever Was



26

1000 LT

A success story began in 1978 by Miyata when we introduced the original production touring bicycle. Christened the "Grand Touring," it was then, and remains today, the finest classic touring bike available in the known universe. Refined through the years, the 1000 LT still takes you to exotic destinations on the strength of an STB chromoly frame engineered with a stable yet agile frame geometry. A smooth controlled ride, the precision shifting performance of Deore DX Hyperglide, the security and comfortable ride of Kevlar belted radial tires: all give you miles of trouble-free cycling. The tradition continues.

SIZE	A	B	C	D	E	F	G	H
50CM	540	450	596	1041	50	50	71	73
54CM	550	450	596	1037	65	50	72	73
57CM	565	450	605	1047	65	50	72	73
60CM	580	450	620	1062	65	50	72	73
63CM	580	450	620	1062	65	50	72	73

FRAME COLOR

NAPA GREEN

FRAME MATERIAL

MIYATA EXCLUSIVE CR-MO STB. INVESTMENT CAST SEAT LUG. CR-MO STAYS WITH FORGED ENDS. DOUBLE EYELETS

FORK MATERIAL

MIYATA EXCLUSIVE CR-MO STB. FORGED ENDS WITH DOUBLE EYELETS

HEAD SET & DERAILLEURS

TANGE NOVA SEALED. SHIMANO DEORE DX SIS BAR END SHIFTERS

CRANK SET & PEDALS

SHIMANO DEORE DX BIOPACE. SR PLATFORM SEALED WITH TOE CLIPS & STRAPS

BRAKE SET

SHIMANO 600 ULTEGRA SLR. DEORE DX CANTILEVER F&R

HUBS & SPOKES

SHIMANO DEORE DX SEALED QR F&R FREEHUB. 15G STAINLESS STEEL

CHAIN & FREEWHEEL

SHIMANO DEORE DX HYPERGLIDE. SHIMANO DEORE DX HYPERGLIDE 7 SPEED

TIRES & RIMS

MIYATA RADIAL 700 X 32C KEVLAR. ARAYA VX300, SILVER 36H

SADDLE & SEAT POST

AVOCET M20 GEL. SR MTE320 250MM BLACK

HANDLE BARS & STEM

SR RANDENIUM SR CLS ALLOY ANODIZED

■ OFFROAD
■ CROSS
■ ROAD

SPECIFICATIONS

	PG #	FRAME COLOR	FRAME SIZES (C + T)	FRAME MATERIAL	FORK MATERIAL	HEAD SET & DERAILLEURS	CRANK SET & PEDALS	BRAKE SET	HUBS & SPOKES	CHAIN & FREEWHEEL	TIRES & RIMS	SADDLE & SEAT POST	HANDLE BAR & STEM	EXTRAS
ELEVATION 10,000'	5	NATURAL CARBON	14.5, 16.5, 18.5, 20.5, 22.5"	MIYATA EXCLUSIVE BONDED O/S FULL CARBON FIBER FRAME. FULL CARBON FIBER STAYS. PRECISION POLISHED CAST ALUMINUM LUGS. ALLOY VERTICAL ENDS	MIYATA EXCLUSIVE ALL CR-MO "FAT MAX" UNICROWN DESIGN. FORGED ENDS	RITCHEY LOGIC O/S BLACK. SUNTOUR XC PRO, TOP MOUNT SHIFTERS	SUNTOUR XC PRO ROUND. SUNTOUR XC PRO WITH ATB CLIPS & STRAPS	SUNTOUR XC PRO CANTILEVER W/ SELF ENERGIZING REAR	SUNTOUR XC PRO SEALED QR F & R. FREEHUB REAR. 14G STAINLESS STEEL	SUNTOUR XC PRO. SUNTOUR XC PRO 7 SPEED	RITCHEY HARDDRIVE 26 X 2.0. RITCHEY VANTAGE COMP S.H.A. 32H	AVOCET RACING GEL. NITTO ALLOY 300MM BLACK	KUSUKI SFL 560. RITCHEY FORCE COMP TIG CR-MO BLACK	QR SEAT BINDER. DUAL BTTL FITTING. CHAIN HANGER. RITCHEY GRIPS, C/S PROTECTOR. CLR CT
ELEVATION 5,000'	6	PATRIOT	14.5, 16.5, 18.5, 20.5, 22.5"	MIYATA EXCLUSIVE BONDED O/S ALUMINUM. PRECISION CAST ALUMINUM LUGS. ALLOY VERTICAL ENDS	MIYATA EXCLUSIVE ALL CR-MO "FAT MAX" UNICROWN DESIGN. FORGED ENDS	RITCHEY LOGIC O/S BLACK. SHIMANO DEORE XT TOP MOUNT SHIFTERS	SHIMANO DEORE XT, SUPERGLIDE ROUND. SHIMANO DEORE XT W/ CLIPS & STRAPS	SHIMANO DEORE XT SLR, LOW PROFILE CANTILEVER F&R	SHIMANO DEORE XT SEALED QR F&R FREEHUB. 14G STAINLESS STEEL	SHIMANO DEORE XT. SHIMANO DEORE XT. HYPERGLIDE. 7 SPEED	RITCHEY HARDDRIVE 26 X 2.0. RITCHEY VANTAGE COMP 32 H BLACK	AVOCET RACING GEL. SR TCO 300MM BLACK	NITTO BLACK ANODIZED. RITCHEY FORCE TIG CR-MO BLACK	QR SEAT PIN. DUAL BTTL FITTING. CHAIN HANGER. RITCHEY GRIPS, C/S PROTECTOR. CLR CT
ELEVATION 2,000'	7	MYSTIC BLUE	14.5, 16.5, 18.5, 20.5, 22.5"	MIYATA EXCLUSIVE CR-MO O/S SPLINED TRIPLE BUTTED TUBING. FORGED VERTICAL ENDS	MIYATA EXCLUSIVE ALL CR-MO "FAT MAX" UNICROWN DESIGN. FORGED ENDS	TANGE O/S SEALED BLACK. SHIMANO DEORE DX TOP MOUNT SHIFTERS	SHIMANO DEORE DX SUPERGLIDE ROUND. MT DELUXE W/ CLIPS & STRAPS	SHIMANO DEORE DX SLR LOW PROFILE CANTILEVER.	SHIMANO DEORE DX SEALED QR F&R FREEHUB. 14G STAINLESS STEEL.	SHIMANO DEORE DX HYPERGLIDE. SHIMANO DEORE DX HYPERGLIDE 7 SPEED	RITCHEY OVERDRIVE 26 X 2.0. RITCHEY VANTAGE COMP 32H BLACK	AVOCET RACING GEL. SR TCO 300MM BLACK	NITTO BLACK ANODIZED. RITCHEY FORCE TIG CR-MO BLACK	QR SEAT PIN. DUAL BTTL FITTING. CHAIN HANGER. RITCHEY GRIPS, C/S PROTECTOR. CLR CT
ELEVATION 1,000'	8	BLACK SABLE, IVORY	14, 16, 18, 19.5, 21.5"	MIYATA EXCLUSIVE CR-MO O/S STB. FORGED VERTICAL ENDS. 73MM BOTTOM BRACK SHELL	CR-MO UNICROWN DESIGN WITH INVESTMENT ENDS	YST O/S SEALED BLACK. SHIMANO DEORE LX STI RAPID FIRE	SHIMANO DEORE LX SUPERGLIDE ROUND. SR FAT WITH ATB CLIPS & STRAPS	SHIMANO DEORE LX SLR W/ LOW PROFILE CANTILEVER	SHIMANO DEORE LX SEALED QR F&R FREEHUB. 14G STAINLESS STEEL	SHIMANO HYPERGLIDE. SHIMANO DEORE LX HYPERGLIDE 7 SPEED	RITCHEY MEGABITE 26 X 2.1. ARAYA RM17, 26 X 1.5 BLACK 32H	VETTA GEL WITH VETTA SKIN. KALLOY ALLOY O/S 300MM	DHM ALLOY DOUBLE TAPER BLACK. CR-MO ATB	QR SEAT PIN. DUAL BTTL FITTING. RITCHEY GRIPS, C/S PROTECTOR. CLR CT
ELEVATION 400'	9	TAHOE GREEN, RED CORAL	14, 16, 18, 19.5, 21.5"	MIYATA EXCLUSIVE CR-MO O/S STB. FORGED VERTICAL ENDS. 73MM BOTTOM BRACK SHELL	CR-MO UNICROWN DESIGN WITH INVESTMENT ENDS	YST O/S SEALED BLACK. SHIMANO 400LX STI RAPID FIRE	SHIMANO 400LX SUPERGLIDE BIOPACE. SR LOW FAT WITH CLIPS & STRAPS	SHIMANO 400LX SLR W/ LOW PROFILE CANTILEVER F&R ALL SIZES	SHIMANO ALLOY SEALED QR F&R. FREEHUB. 14G STAINLESS STEEL	SHIMANO HYPERGLIDE. SHIMANO 400LX 7 SPEED	RITCHEY MEGABITE 26 X 2.1. ARAYA CY7 26 X 1.5 BLACK 32H	VISCOUNT "MIYATA" GEL TURBO STYLE. KALLOY ALLOY O/S 300MM	DHM ALLOY DOUBLE TAPER BLACK ANODIZED. CR-MO ATB	QR SEAT PIN. DUAL BTTL FITTING. RITCHEY GRIPS, C/S PROTECTOR. CLR CT
ELEVATION 300'	10	STONE GRAY, CITRUS YELLOW	14, 16, 18, 19.5, 21.5"	MIYATA EXCLUSIVE CR-MO O/S STB. FORGED VERTICAL ENDS	CR-MO STEERER UNICROWN BLADES. FORGED ENDS. SINGLE EYELET	YST PRECISION SEALED BLACK. SHIMANO 300LX STI RAPID FIRE	SHIMANO 300LX. SR LOW FAT. BIOPACE	SHIMANO 300LX SLR W/ LOW PROFILE CANTILEVER F&R ALL SIZES	SHIMANO ALLOY SEALED QR F&R. FREEHUB. 14 G STAINLESS STEEL	SHIMANO HYPERGLIDE. SHIMANO 300LX HYPERGLIDE 7 SPEED	KENDA 26 X 2.1. ARAYA VP20 SILVER 36H	VISCOUNT "MIYATA" GEL ATB. KALLOY ALLOY 300MM	DHM DOUBLE TAPER BLACK. CR-MO ATB	QR SEAT BINDER. DUAL BTTL FITTING. REAR RACK MOUNTS. C/S PROTECTOR. CLR CT
ELEVATION 200'	11	PACIFIC BLUE, JET BLACK	14, 16, 18, 19.5, 21.5", 16L, 18L	MIYATA EXCLUSIVE CR-MO STB. FORGED VERTICAL ENDS	CR-MO STEERER UNICROWN BLADES. FORGED ENDS. SINGLE EYELET	YST PRECISION STEEL W/ SEALED TOP LOCKNUT. SHIMANO 200GS STI RAPID FIRE	SHIMANO 200GS SUPERGLIDE BIOPACE. HTI RESIN ATB	SHIMANO 200GS SLR W/ LOW PROFILE CANTILEVER F&R ALL SIZES	SHIMANO ALLOY SEALED QR F&R. FREEHUB. 14G STAINLESS STEEL	SHIMANO HYPERGLIDE. SHIMANO 200GS HYPERGLIDE 7 SPEED	KENDA 26 X 1.9. ARAYA VP20 SILVER 36H	VISCOUNT "MIYATA" GEL ATB. STEEL BLACK 300MM PVC CAP	30MM RISE BLACK. STEEL ATB	QR SEAT BINDER. DUAL BTTL FITTING. REAR RACK MOUNTS. C/S PROTECTOR. CLR CT
ELEVATION 150'	12	RED JASPER, SIERRA GREEN	14, 16, 18, 19.5, 21.5", 16L, 18L	MIYATA EXCLUSIVE CR-MO. FORGED ENDS	CR-MO STEERER UNICROWN BLADES. FORGED ENDS. SINGLE EYELET	YST PRECISION W/ SEALED TOP LOCKNUT. SUNTOUR XCU. XCT WISHBONE SHIFTERS	SR CTL ALLOY ROUND. VICTOR RESIN	DIA-COMPE XCT LEVER. DIA-COMPE XCT LOW PROFILE CANTILEVER.	KK STEEL QR F&R. 14 G STAINLESS STEEL	KMC ALPHA 50. SUNTOUR 7 SPEED	KENDA 26 X 1.5. ARAYA MP22 SILVER 36H	DAYLIGHT PIG SKIN "MIYATA" TOP. STEEL 300MM BLACK W/ PVC CAP	30MM RISE BLACK. STEEL ATB	QR SEAT BINDER. DUAL BTTL FITTING. REAR RACK MOUNTS. C/S PROTECTOR. CLR CT
ELEVATION 100'	13	IVORY, AMETHYST	14, 16, 18, 19.5, 21.5", 16L, 18L	MIYATA HI-TENSILE STEEL.	UNICROWN DESIGN FORGED ENDS. SINGLE EYELET	YST PRECISION. SHIMANO 100GS STI RAPID FIRE	SHIMANO 100GS SUPERGLIDE BIOPACE. VICTOR RESIN	SHIMANO 100GS SLR CANTILEVER F&R	SHIMANO ALLOY QR(F) NUTTED(R) FREEHUB 14G STAINLESS STEEL	KMC UNIGLIDE. SHIMANO HYPERGLIDE 7 SPEED	KENDA K87 26 X 1.5. ARAYA MP22 SILVER 36H	DAYLIGHT "MIYATA". STEEL 300MM C/P HALF-SERRATED PVC CAP	60MM RISE BLACK. STEEL ATB	QR SEAT BINDER. DUAL BTTL FITTING. REAR RACK MOUNTS. C/S PROTECTOR. CLR CT
	PG #	FRAME COLOR	FRAME SIZES (C + T)	FRAME MATERIAL	FORK MATERIAL	HEAD SET & DERAILLEURS	CRANK SET & PEDALS	BRAKE SET	HUBS & SPOKES	CHAIN & FREEWHEEL	TIRES & RIMS	SADDLE & SEAT POST	HANDLE BAR & STEM	EXTRAS
ALUMICROSS	15	OPAL	48, 50, 52, 54, 56, 58, 60CM	MIYATA EXCLUSIVE BONDED ALUMINUM MAIN FRAME. PRECISION CAST ALUMINUM LUGS. CR-MO STAYS. FORGED VERTICAL ENDS. THRU TOP TUBE CABLE GUIDE	ALL CR-MO UNICROWN DESIGN. FORGED ENDS WITH EYELET	RITCHEY LOGIC SEALED BLACK. SHIMANO DEORE DX BAR END SHIFTERS	SHIMANO DEORE DX SUPERGLIDE ROUND. SHIMANO DEORE LX W/ ATB CLIPS & STRAPS	SHIMANO 105 SLR LEVER. DEORE DX CANTILEVER F&R	SHIMANO DEORE DX SEALED QR F&R REAR FREEHUB. 14G STAINLESS STEEL	SHIMANO DEORE DX HYPERGLIDE. SHIMANO DEORE DX HYPERGLIDE 7 SPEED	IRC CROSS COUNTRY 700 X 35C. WOLBER GTX S.H.A. 32H	AVOCET RACING GEL. STRONG ALLOY 250MM S.H.A.	NITTO BB-1 SPREAD BAR. NITTO DYNAMIC II 90 DEGREE BLACK ANODIZED	QR SEAT BINDER. DUAL BTTL FITTING. CHAIN HNGR. RACK MNTS AIR BTTL MNT. PUMP PEG.

			58, 60CM	MAIN FRAME. PRECISION CAST ALUMINUM LUGS. CR-MO STAYS. FORGED VERTICAL ENDS. THRU TOP TUBE CABLE GUIDE	DESIGN. FORGED ENDS WITH EYELET	SEALED BLACK. SHIMANO 500LX STI RAPID FIRE	SUPERGLIDE ROUND. SHIMANO EXAGE MTN WITH CLIPS & STRAPS	500LX SLR CANTILEVER F&R	SEALED QR F&R REAR FREEHUB. 14G STAINLESS STEEL	HYPERGLIDE. SHIMANO HYPERGLIDE 7 SPEED	KHARTOUM 700 X 35C. ARAYA PX45 SILVER 36H 700C	STRONG ALLOY 250MM S.H.A.	ANODIZED. SR MTS300 BLACK ANODIZED ALLOY	FITTING. AIR. CHAIN HNGR. PUMP PG. RITCHEY GRIPS, C/S PROTECTOR. CLR CT
TRIPLECROSS	17	EMERALD, MOONSTONE	46, 50, 54, 56, 58, 60, 63CM	MIYATA EXCLUSIVE CR-MO STB. FORGED VERTICAL ENDS. SPOON STAYS	ALL CR-MO UNICROWN DESIGN. FORGED ENDS WITH ONE EYELET	YST PRECISION SEALED BLACK. SHIMANO 300LX STI RAPID FIRE	SHIMANO 300LX SUPERGLIDE BIOPACE. RESIN HYBRID	SHIMANO 300LX SLR LOW PROFILE CANTILEVER F&R	SHIMANO ALLOY SEALED QR F&R REAR FREEHUB. 14G STAINLESS STEEL	SHIMANO HYPERGLIDE. SHIMANO HYPERGLIDE 7 SPEED	CHENG SHIN 700 X 35C. ARAYA VX300 SILVER 36H 700C	VELTA GEL. KALLOY ALLOY 300MM MICROADJUST.	DHM STEEL DOUBLE TAPER BLACK ANODIZED. SR ALLOY BLACK ANODIZED	QR SEAT PIN. DUAL BTTL FITTING. PUMP PEG. RACK MNTS. RITCHEY GRIPS, C/S PROTECTOR. CLR CT
SPORTCROSS	18	CARIBBEAN BLUE, RED CORAL	46, 50, 54, 58, 63CM, 46L	MIYATA EXCLUSIVE CR-MO. FORGED ENDS. SPOON STAYS	UNICROWN FORK WITH AERO BLADES. FORGED ENDS.	YST PRECISION W/ SEALED LOCKNUT BLACK. SUNTOUR XCU. XCT TOP MOUNT SHIFTERS	SR CTL ALLOY ROUND. HTI RESIN ATB	DIA-COMPE XCT LEVER. DIA-COMPE XCT LOW PROFILE CANTILEVER F&R	KK STEEL QR F&R BLACK. 14G STAINLESS STEEL	KMC ALPHA 50. SUNTOUR 7 SPEED	CHENG SHIN 700 X 35C. ARAYA SP20 SILVER 36H 700C	VELO "MIYATA" ATB GEL SADDLE. KALLOY ALLOY 300MM WITH PVC CAP	DHM STEEL DOUBLE TAPER BLACK. STEEL ATB BLACK.	QR SEAT PIN. DUAL BTTL FITTING. PUMP PEG. REAR RACK MOUNTS. C/S PROTECTOR. CLR CT
DUPLICROSS	19	ZINFANDEL	18/16, 20/18	MIYATA EXCLUSIVE CR-MO O/S. CR-MO REAR STAYS. FORGED ENDS WITH SINGLE EYELET	ALL CR-MO UNICROWN DESIGN. FORGED ENDS. SINGLE EYELET	YST PRECISION O/S SILVER. SHIMANO DEORE LX STI	SHIMANO DEORE DX ROUND. SHIMANO DEORE LX	SHIMANO DEORE DX WITH DEORE 4FINGER LEVERS	SHIMANO DEORE LX. 14G STAINLESS STEEL	SHIMANO HYPERGLIDE. SHIMANO HYPERGLIDE	IRC CROSS COUNTRY 700 X 41C. MAVIC MA40 H.A.	VELTA GEL SKIN. STRONG #350 BLACK	RITCHEY FORCE BLACK ANODIZED. HL CR-MO TIG O/S BLACK	QR SEAT PIN. BTTL FITTING. CHAIN HANGER. RITCHEY GRIPS, C/S PROTECTOR. CLR CT
	PG #	FRAME COLOR	FRAME SIZES (C + T)	FRAME MATERIAL	FORK MATERIAL	HEAD SET & DERAILLEURS	CRANK SET & PEDALS	BRAKE SET	HUBS & SPOKES	CHAIN & FREEWHEEL	TIRES & RIMS	SADDLE & SEAT POST	HANDLE BAR & STEM	EXTRAS
TEAM TITANIUM	21	BLAZE	48, 50, 52, 54, 56, 58, 60CM	MIYATA EXCLUSIVE FULL TITANIUM FRAME. FULL TITANIUM STAYS. FORGED ENDS	MIYATA EXCLUSIVE FULL BONDED ALUMINUM. FORGED ALLOY ENDS	SHIMANO ULTEGRA SEALED. SHIMANO ULTEGRA SIS	SHIMANO NEW ULTEGRA ROUND. SHIMANO PD1056 CLIPLESS	SHIMANO NEW ULTEGRA SUPER SLR. AERO LEVER	SHIMANO ULTEGRA SEALED FREEHUB. 14/15G STAINLESS 2CROS/F,3CROS/R	SHIMANO HYPERGLIDE. SHIMANO HYPERGLIDE 7 SPEED	TECNOVA II AR 700 X 20C KEVLAR. CAMPAGNOLO OMEGA STRADA HARDOX 32H	SELLA ITALIA SUPER TURBO. SHIMANO DURA-ACE	SR FMB200 ALLOY. SR FXS100 ALLOY SILVER.	DUAL BTTL FITTING. CHAIN HNGR. AIR BTTL MNT. PUMP PEG. C/S PROTECTR. CLEAR COAT
NINE14 SE	22	BLACK SABLE	50, 52, 54, 56, 58, 60, 63CM	MIYATA EXCLUSIVE CR-MO STB. INVESTMENT CAST SEAT LUG. FORGED ENDS. CR-MO SPLINED CHAIN STAYS	MIYATA EXCLUSIVE CR-MO STB. FORGED ENDS	SHIMANO ULTEGRA SEALED. SHIMANO ULTEGRA SIS	SHIMANO NEW ULTEGRA ROUND. SHIMANO PD1056 CLIPLESS	SHIMANO ULTEGRA SUPER SLR. AERO LEVER	SHIMANO ULTEGRA SEALED QR F&R FREEHUB. 14G STAINLESS STEEL	SHIMANO HYPERGLIDE. SHIMANO HYPERGLIDE 7 SPEED	TECNOVA II AR 700 X 25C KEVLAR. WOLBER TX PROFILE20 AERO S.H.A. 32H	SELLA ITALIA TURBO. SR CLE-100 ALLOY	SR AMB200 ALLOY. SR CLS ALLOY SILVER	DUAL BTTL FITTING. CHAIN HANGER. AIR BTTL MNTS. C/S PROTECTOR. CLR CT. PUMP PEG
NINE14	23	OPAL, CHARCOAL BLUE	50, 52, 54, 56, 58, 60, 63CM	MIYATA EXCLUSIVE CR-MO STB. INVESTMENT CAST SEAT LUG. FORGED ENDS. CR-MO SPLINED CHAIN STAYS	MIYATA EXCLUSIVE CR-MO STB. FORGED ENDS	TANGE SEALED BLACK. SHIMANO 105 SIS	SHIMANO 105 SUPERGLIDE ROUND. MKS SILVAN LITE	SHIMANO 105 SUPER SLR AERO LEVER.	SHIMANO 105 SEALED QR F&R FREEHUB. 14G STAINLESS STEEL	SHIMANO HYPERGLIDE. SHIMANO HYPERGLIDE 7 SPEED	TECNOVA II AR 700 X 25C KEVLAR. WOLBER GTX S.H.A. 32H	SELLA ITALIA MUNDIALITA. SR CLE-100 ALLOY	SR CTB ALLOY. SR CLS ALLOY BLACK ANODIZED	DUAL BTTL FITTING. CHAIN HANGER. AIR BTTL MNTS. C/S PROTECTOR. CLR CT. PUMP PEG
SEVEN21	24	SIERRA GREEN, PLATINUM	48, 50, 52, 54, 56, 58, 60CM	MIYATA EXCLUSIVE BONDED ALUMINUM MAIN FRAME. PRECISION CAST ALUMINUM LUGS. CR-MO STAYS. FORGED ENDS. THRU TOP TUBE CABLE GUIDE	FULL CR-MO. FORGED ENDS WITH EYELET	TANGE SEALED BLACK. SHIMANO 500LX R.DER. SHIMANO MOUNTAIN LX H/S F. DER. SIS	SHIMANO MOUNTAIN LX BIOPACE. MKS EDGE WITH TOE CLIPS & STRAPS	SHIMANO EXAGE 500EX SLR SILVER AERO LEVER	SHIMANO ALLOY SEALED QR F&R. 14G STAINLESS STEEL	SHIMANO HYPERGLIDE. SHIMANO HYPERGLIDE 7 SPEED	TECNOVA II AR 700 X 25C KEVLAR. ARAYA SS45 36H SILVER	AVOCET RACING GEL. SR CLE-100 ALLOY	SR CTB ALLOY. SR CLS ALLOY SILVER	DUAL BTTL FITTING. CHAIN HANGER. AIR BTTL MNTS. C/S PROTECTOR. CLR CT. RACK MOUNTS
SEVEN14	25	FLARE RED, NIGHT SKY	48, 50, 52, 54, 56, 58, 60CM	MIYATA EXCLUSIVE BONDED ALUMINUM MAIN FRAME. PRECISION CAST ALUMINUM LUGS. CR-MO STAYS. FORGED ENDS. THRU TOP TUBE CABLE GUIDE	FULL CR-MO. FORGED ENDS WITH EYELET	TANGE SEALED BLACK. SHIMANO EXAGE 500EX SIS 7 SPEED	SHIMANO EXAGE 500EX BIOPACE. MKS EDGE WITH TOE CLIPS & STRAPS	SHIMANO EXAGE 500EX SUPER SLR AERO LEVER	SHIMANO ALLOY SEALED QR F&R FREEHUB. 14G STAINLESS STEEL	SHIMANO HYPERGLIDE. SHIMANO HYPERGLIDE 7 SPEED	TECNOVA II AR 700 X 25C KEVLAR. ARAYA SS45 36H SILVER	AVOCET RACING GEL. SR CLE-100 ALLOY	SR CTB ALLOY. SR CLS ALLOY BLACK ANODIZED	DUAL BTTL FITTING. CHAIN HANGER. AIR BTTL MNTS. C/S PROTECTOR. CLR CT
1000 LT	26	NAPA GREEN	50, 54, 57, 60, 63CM	MIYATA EXCLUSIVE CR-MO STB. INVESTMENT CAST SEAT LUG. CR-MO STAYS WITH FORGED ENDS. DOUBLE EYELETS	MIYATA EXCLUSIVE CR-MO STB. FORGED ENDS WITH DOUBLE EYELETS	TANGE NOVA SEALED. SHIMANO DEORE DX SIS BAR END SHIFTERS	SHIMANO DEORE DX BIOPACE. SR PLATFORM SEALED WITH TOE CLIPS & STRAPS	SHIMANO 600 ULTEGRA SLR. DEORE DX CANTILEVER F&R	SHIMANO DEORE DX SEALED QR F&R FREEHUB. 15G STAINLESS STEEL	SHIMANO DEORE DX HYPERGLIDE. SHIMANO DEORE DX HYPERGLIDE 7 SPEED	MIYATA RADIAL 700 X 32C KEVLAR. ARAYA VX300, SILVER 36H	AVOCET M20 GEL. SR MTE320 250MM BLACK	SR RANDENOUR. SR CLS ALLOY BLACK ANODIZED	DUAL BTTL FITTING. CHAIN HANGER. AIR BTTL MNTS. C/S PROTECTOR. CLR CT. LOW RIDER RACK MOUNTS ON FORK. REAR RACK MOUNTS. PUMP PG.

FRAME MEASUREMENT: ALL FRAMES ARE MEASURED CENTER OF CRANK SPINDLE TO TOP OF TOP TUBE. **FINISHES:** ALL MODELS ARE FINAL CLEAR COATED FOR LASTING DURABILITY. **U-BRAKES:** U-BRAKES ARE USED WHERE APPLICABLE FOR HEEL AND ANKLE CLEARANCE. **SPECIFICATIONS SUBJECT TO CHANGE WITHOUT NOTICE**

THE MIYATA BICYCLE WARRANTY

A. MIYATA BICYCLE FRAMES AND FRONT FORKS ARE WARRANTED TO BE FREE FROM DEFECT IN MATERIALS AND WORKMANSHIP UNDER NORMAL USE OF THE BICYCLE FOR THE LIFETIME OF THE BICYCLE, EXCEPT IN CASES SPECIFIED IN WARRANTY EXCLUSIONS. **B.** MIYATA WARRANTIES, FOR ONE YEAR FROM DATE OF SALE, ALL PARTS EXCEPT WEARING PARTS (TIRES, TUBES, CABLES, GRIPS, SPOKES, BAR TAPES, BRAKE PADS, TOE CLIPS, STRAPS, SMALL SCREWS AND NUTS), FRAME AND FORK. THIS DOES NOT INCLUDE ITEMS SPECIFIED IN THE WARRANTY EXCLUSIONS. **C.** DURING THE WARRANTY PERIOD, ALL PARTS, AS DETERMINED BY MIYATA, FOUND TO BE DEFECTIVE IN WORKMANSHIP OR MATERIAL WILL BE REPAIRED OR REPLACED FREE OF CHARGE, EXCEPT FOR SHIPPING AND DEALER LABOR CHARGES (IF APPLICABLE). THIS APPLIES TO PARTS, FRAME AND FRONT FORK. **D.** RETURN OF THE WARRANTY REGISTRATION CARD TO MIYATA IS A CONDITION PRECEDENT TO COVERAGE UNDER THIS WARRANTY. THE WARRANTY REGISTRATION CARD MUST BE RETURNED TO MIYATA TO VALIDATE WARRANTY.

HOW TO CLAIM WARRANTY

A. ALL CLAIMS MADE UNDER THIS WARRANTY MUST BE MADE THROUGH AN AUTHORIZED MIYATA DEALER DURING THE RELEVANT WARRANTY PERIOD. TO OBTAIN WARRANTY SERVICE, THE OWNER MUST RETURN THE DEFECTIVE BICYCLE TO AN AUTHORIZED MIYATA DEALER FOR INSPECTION WITH THE SALES RECEIPT (OR OTHER EVIDENCE SHOWING THE DATE OF PURCHASE) AND THE OWNER RECORD IN THE OWNER'S HANDBOOK OWNER'S MANUAL. **B.** IF THE ORIGINAL DEALER IS NO LONGER AVAILABLE OR IS INCONVENIENTLY LOCATED, THE NAME OF THE AUTHORIZED DEALER NEAREST TO YOU CAN BE OBTAINED FROM MIYATA WHOSE ADDRESS IS STATED BELOW.

WARRANTY EXCLUSIONS

A. THIS WARRANTY COVERS ONLY THE ORIGINAL RETAIL PURCHASER OF THE BICYCLE AND IS NOT TRANSFERABLE. **B.** THIS WARRANTY DOES NOT COVER FAILURE DUE TO ACCIDENT, ABUSE, MISUSE, NEGLIGENCE, NORMAL WEAR AND TEAR, NORMAL PAINT FADING OR CHROME RUST, IMPROPER ASSEMBLY, IMPROPER FIT, IMPROPER MAINTENANCE OR USE OF UNAUTHORIZED REPLACEMENT PARTS. **C.** THIS WARRANTY DOES NOT COVER ANY PERSONAL INJURIES, DAMAGE OR FAILURE OF BICYCLE IF USED IN ANY COMPETITIVE EVENT, INCLUDING BICYCLE RACING, BICYCLE MOTOCROSS, STUNT OR SIMILAR ACTIVITIES OR WHEN USED IN TRAINING FOR THE SAME. MOTORS OR OTHER ACCESSORIES INCONSISTENT WITH THE USE INTENDED BY MIYATA WILL NEGATE THIS WARRANTY. **D.** THIS WARRANTY IS EXPRESSLY IN LIEU OF ANY OTHER WARRANTY AND ANY IMPLIED WARRANTY OF MERCHANTABILITY OR FITNESS OF ANY PURPOSE IS LIMITED IN DURATION TO THE DURATION OF THIS EXPRESS WARRANTY. MIYATA SHALL NOT BE RESPONSIBLE FOR ANY CONSEQUENTIAL OR INCIDENTAL DAMAGES. **E.** SOME STATES DO NOT ALLOW LIMITATION ON HOW LONG IMPLIED WARRANTY LASTS OR THE EXCLUSION OR LIMITATION OF INCIDENTAL OR CONSEQUENTIAL DAMAGES, SO THE ABOVE LIMITATION MAY NOT APPLY TO YOU. **F.** THIS WARRANTY DOES GIVE YOU SPECIFIC LEGAL RIGHTS, AND YOU ALSO MAY HAVE OTHER RIGHTS WHICH VARY FROM STATE TO STATE. **G.** THIS WARRANTY DOES NOT COVER FAILURE DUE TO UNLAWFUL ACTS. **H.** FAILURE TO MAINTAIN MIYATA-REQUESTED PERIODIC INSPECTIONS MAY INVALIDATE THIS WARRANTY IF SUCH FAILURE CAN BE SHOWN TO HAVE CONTRIBUTED TO THE WARRANTY PROBLEM. **I.** THIS WARRANTY IS VOID WHEN THE BICYCLE IS USED BY MANY AND UNSPECIFIC PERSONS SUCH AS RENT-A-BICYCLE BUSINESSES. **J.** THIS WARRANTY DOES NOT COVER FAILURE DUE TO EARTH-QUAKE, LIGHTNING, FIRE, FLOOD, PUBLIC HAZARD, AND MAN-MADE OR NATURAL CALAMITY. **K.** THIS WARRANTY DOES NOT COVER NATURAL PHENOMENA WHICH RESULT FROM OPERATION OF THE BICYCLE, SUCH AS VIBRATIONS OR SOUNDS. **L.** THIS WARRANTY IS VOID WHEN ITEMS OUTLINED IN THE "OWNER'S RESPONSIBILITIES" SECTION ARE NOT OBSERVED.

GEAR RATIOS: ELEVATION SERIES

GEAR RATIOS: CROSS SERIES

ELEVATION 10,000'

	12	14	16	18	21	24	28
24	52	45	39	35	30	26	22
36	78	67	59	52	45	39	33
46	100	85	75	66	57	50	43

ALUMICROSS

	12	14	16	18	21	24	28
24	54	46	41	36	31	27	23
36	81	69	61	54	46	41	35
46	104	89	78	69	59	52	44

ELEVATION 5,000'

	12	14	16	18	21	24	28
24	52	45	39	35	30	26	22
36	78	67	59	52	45	39	33
46	100	85	75	66	57	50	43

QUICKCROSS

	12	14	16	18	21	24	28
28	63	54	47	42	36	30	27
38	86	73	64	57	49	41	37
48	108	93	81	72	62	52	46

ELEVATION 2,000'

	12	14	16	18	21	24	28
24	52	45	39	35	30	26	22
36	78	67	59	52	45	39	33
46	100	85	75	66	57	50	43

TRIPLECROSS

	13	15	17	20	23	26	30
28	58	50	45	38	33	29	25
38	79	68	60	51	45	40	34
48	100	86	76	65	56	50	43

ELEVATION 1,000'

	12	14	16	18	21	24	28
24	52	45	39	35	30	26	22
36	78	67	59	52	45	39	33
46	100	85	75	66	57	50	43

SPORTCROSS

	13	15	17	20	23	26	30
28	58	50	45	38	33	29	25
38	79	68	60	51	45	40	34
48	100	86	76	65	56	50	43

ELEVATION 400'

	13	15	17	20	23	26	30
28	56	49	43	36	32	28	24
38	76	66	58	49	43	38	33
48	96	83	73	62	54	48	42

GEAR RATIOS: ROAD SERIES

ELEVATION 300'

	13	15	17	20	23	26	30
28	56	49	43	36	32	28	24
38	76	66	58	49	43	38	33
48	96	83	73	62	54	48	42

TEAM TITANIUM

	13	14	15	17	19	21	23
42	87	81	76	67	60	54	49
53	110	102	95	84	75	68	62

ELEVATION 200'

	13	15	17	20	23	26	30
28	56	49	43	36	32	28	24
38	76	66	58	49	43	38	33
48	96	83	73	62	54	48	42

NINE14 SE

	13	14	15	17	19	21	23
42	87	81	76	67	60	54	49
53	110	102	95	84	75	68	62

ELEVATION 150'

	13	15	17	20	23	26	30
28	56	49	43	36	32	28	24
38	76	66	58	49	43	38	33
48	96	83	73	62	54	48	42

NINE14

	13	14	15	17	19	21	23
42	87	81	76	67	60	54	49
52	108	100	94	83	74	67	61

ELEVATION 100'

	13	15	17	19	21	24	28
28	56	49	43	38	35	30	26
38	76	66	58	52	47	41	35
48	96	83	73	66	59	52	45

SEVEN21

	12	14	16	18	21	24	28
28	63	54	47	42	36	32	27
44	99	85	74	66	57	50	42
50	113	96	84	75	64	56	48

SEVEN14

	13	14	15	17	19	21	23
42	87	81	76	67	60	54	49
52	108	100	94	83	74	67	61

1000 LT

	12	14	16	18	21	24	28
28	63	54	47	42	36	32	27
44	99	85	74	66	57	50	42
50	113	96	84	75	64	56	48

	PG #	FRAME COLOR	FRAME SIZES (C + T)	FRAME MATERIAL	FORK MATERIAL	HEAD SET & DERAILLEURS	CRANK SET & PEDALS	BRAKE SET	HUBS & SPOKES	CHAIN & FREEWHEEL	TIRES & RIMS	SADDLE & SEAT POST	HANDLE BAR & STEM	PROTECTOR, CLR CT EXTRAS
ALUMICROSS	15	OPAL	48, 50, 52, 54, 56, 58, 60CM	MIYATA EXCLUSIVE BONDED ALUMINUM MAIN FRAME. PRECISION CAST ALUMINUM LUGS. CR-MO STAYS. FORGED VERTICAL ENDS. THRU TOP TUBE CABLE GUIDE	ALL CR-MO UNICROWN DESIGN. FORGED ENDS WITH EYELET	RITCHEY LOGIC SEALED BLACK. SHIMANO DEORE DX BAR END SHIFTERS	SHIMANO DEORE DX SUPERGLIDE ROUND. SHIMANO DEORE LX W/ ATB CLIPS & STRAPS	SHIMANO 105 SLR LEVER. DEORE DX CANTILEVER F&R	SHIMANO DEORE DX SEALED QR F&R REAR FREEHUB. 14G STAINLESS STEEL	SHIMANO DEORE DX HYPERGLIDE. SHIMANO DEORE DX HYPERGLIDE 7 SPEED	IRC CROSS COUNTRY 700 X 35C. WOLBER GTX S.H.A. 32H	AVOCET RACING GEL. SR ALLOY 300MM BLACK	NITTO BB-1 SPREAD BAR. NITTO DYNAMIC II 90 DEGREE BLACK ANODIZED	QR SEAT BINDER. DUAL BTTL FITTING. CHAIN HNGR. RACK MNTS AIR BTTL MNT. PUMP PEG.
QUICKCROSS	16	EVERGREEN	48, 50, 52, 54, 56, 58, 60CM	MIYATA EXCLUSIVE BONDED ALUMINUM MAIN FRAME. PRECISION CAST ALUMINUM LUGS. CR-MO STAYS. FORGED VERTICAL ENDS. THRU TOP TUBE CABLE GUIDE	ALL CR-MO UNICROWN DESIGN. FORGED ENDS WITH EYELET	SHIMANO 500LX SEALED BLACK. SHIMANO 500LX STI RAPID FIRE	SHIMANO 500LX SUPERGLIDE ROUND. SHIMANO EXAGE MTN WITH CLIPS & STRAPS	SHIMANO 500LX SLR CANTILEVER F&R	SHIMANO ALLOY SEALED QR F&R REAR FREEHUB. 14G STAINLESS STEEL	SHIMANO HYPERGLIDE. SHIMANO HYPERGLIDE 7 SPEED	NATIONAL KHARTOUM 700 X 35C. ARAYA PX45 SILVER 36H 700C	AVOCET GEL. AR ALLOY 300MM BLACK	SR MTB300 BLACK ANODIZED. SR MTS300 BLACK ANODIZED ALLOY	QR SEAT PIN. BTTL FITTING. AIR. CHAIN HNGR. PUMP PG. RITCHEY GRIPS, C/S PROTECTOR. CLR CT
TRIPLECROSS	17	EMERALD, MOONSTONE	46, 50, 54, 56, 58, 60, 63CM	MIYATA EXCLUSIVE CR-MO STB. FORGED VERTICAL ENDS. SPOON STAYS	ALL CR-MO UNICROWN DESIGN. FORGED ENDS WITH ONE EYELET	YST PRECISION SEALED BLACK. SHIMANO 300LX STI RAPID FIRE	SHIMANO 300LX SUPERGLIDE BIOPACE. RESIN HYBRID	SHIMANO 300LX SLR LOW PROFILE CANTILEVER F&R	SHIMANO ALLOY SEALED QR F&R REAR FREEHUB. 14G STAINLESS STEEL	SHIMANO HYPERGLIDE. SHIMANO HYPERGLIDE 7 SPEED	CHENG SHIN 700 X 35C. ARAYA VX300 SILVER 36H 700C	VETTA GEL. KALLOY ALLOY 300MM MICROADJUST.	DHM STEEL DOUBLE TAPER BLACK ANODIZED. SR ALLOY BLACK ANODIZED	QR SEAT PIN. DUAL BTTL FITTING. PUMP PEG. RACK MNTS. RITCHEY GRIPS, C/S PROTECTOR. CLR CT
SPORTCROSS	18	CARIBBEAN BLUE, RED CORAL	46, 50, 54, 58, 63CM, 46L	MIYATA EXCLUSIVE CR-MO. FORGED ENDS. SPOON STAYS	UNICROWN FORK WITH AERO BLADES. FORGED ENDS.	YST PRECISION W/ SEALED LOCKNUT BLACK. SUNTOUR XCU	SR CTL ALLOY ROUND. HTI RESIN ATB	DIA-COMPE LEVER. DIA-COMPE LOW PROFILE CANTILEVER F&R	KK STEEL QR F&R BLACK. 14G STAINLESS STEEL	KMC ALPHA 50. SUNTOUR 7 SPEED	CHENG SHIN 700 X 35C. ARAYA SP20 SILVER 36H 700C	VELO "MIYATA" ATB GEL SADDLE. KALLOY ALLOY 300MM WITH PVC CAP	DHM STEEL DOUBLE TAPER BLACK. STEEL ATB BLACK.	QR SEAT PIN. DUAL BTTL FITTING. PUMP PEG. REAR RACK MOUNTS. C/S PROTECTOR. CLR CT
DOUBLECROSS	19	ZINFANDEL	18/16, 20/18	MIYATA EXCLUSIVE CR-MO O/S. CR-MO REAR STAYS. FORGED ENDS WITH SINGLE EYELET	ALL CR-MO UNICROWN DESIGN. FORGED ENDS. SINGLE EYELET	YST PRECISION O/S SILVER. SHIMANO DEORE LX STI	SHIMANO DEORE LX ROUND. SHIMANO DEORE LX	SHIMANO DEORE LX WITH DEORE 4FINGER LEVERS	SHIMANO DEORE LX. 14G STAINLESS STEEL	SHIMANO HYPERGLIDE. SHIMANO HYPERGLIDE	IRC CROSS COUNTRY 700 X 41C. MAVIC MA40 H.A.	VETTA GEL SKIN. STRONG #350 BLACK	RITCHEY FORCE BLACK ANODIZED. HL CR-MO TIG O/S BLACK	QR SEAT PIN. BTTL FITTING. CHAIN HANGER. RITCHEY GRIPS, C/S PROTECTOR. CLR CT EXTRAS
	PG #	FRAME COLOR	FRAME SIZES (C + T)	FRAME MATERIAL	FORK MATERIAL	HEAD SET & DERAILLEURS	CRANK SET & PEDALS	BRAKE SET	HUBS & SPOKES	CHAIN & FREEWHEEL	TIRES & RIMS	SADDLE & SEAT POST	HANDLE BAR & STEM	EXTRAS
TEAM TITANIUM	21	BLAZE	48, 50, 52, 54, 56, 58, 60CM	MIYATA EXCLUSIVE FULL TITANIUM FRAME. FULL TITANIUM STAYS. FORGED ENDS	MIYATA EXCLUSIVE FULL BONDED ALUMINUM. FORGED ALLOY ENDS	SHIMANO ULTEGRA SEALED. SHIMANO ULTEGRA SIS	SHIMANO NEW ULTEGRA ROUND. SHIMANO PD1056 CLIPLESS	SHIMANO NEW ULTEGRA SUPER SLR. AERO LEVER	SHIMANO ULTEGRA SEALED FREEHUB. 14/15G STAINLESS 2CROS/F, 3CROS/R	SHIMANO HYPERGLIDE. SHIMANO HYPERGLIDE 7 SPEED	TECNOVA II AR 700 X 20C KEVLAR. CAMPAGNOLO OMEGA STRADA HARDOX 32H	SELLA ITALIA SUPER TURBO. SHIMANO DURA-ACE	SR FMB200 ALLOY. SR FXS100 ALLOY SILVER.	DUAL BTTL FITTING. CHAIN HNGR. AIR BTTL MNT. PUMP PEG. C/S PROTECTR. CLEAR COAT
NINE14 SE	22	BLACK SABLE	50, 52, 54, 56, 58, 60, 63CM	MIYATA EXCLUSIVE CR-MO STB. INVESTMENT CAST SEAT LUG. FORGED ENDS. CR-MO SPLINED CHAIN STAYS	MIYATA EXCLUSIVE CR-MO STB. FORGED ENDS	SHIMANO ULTEGRA SEALED. SHIMANO ULTEGRA SIS	SHIMANO NEW ULTEGRA ROUND. SHIMANO PD1056 CLIPLESS	SHIMANO ULTEGRA SUPER SLR. AERO LEVER	SHIMANO ULTEGRA SEALED QR F&R FREEHUB. 14G STAINLESS STEEL	SHIMANO HYPERGLIDE. SHIMANO HYPERGLIDE 7 SPEED	TECNOVA II AR 700 X 25C KEVLAR. WOLBER TX PROFILE20 AERO S.H.A. 32H	SELLA ITALIA TURBO. SR CLE100	SR AMB200 ALLOY. SR CLS ALLOY SILVER	DUAL BTTL FITTING. CHAIN HANGER. AIR BTTL MNTS. C/S PROTECTOR. CLR CT. PUMP PEG
NINE14	23	OPAL, CHARCOAL BLUE	50, 52, 54, 56, 58, 60, 63CM	MIYATA EXCLUSIVE CR-MO STB. INVESTMENT CAST SEAT LUG. FORGED ENDS. CR-MO SPLINED CHAIN STAYS	MIYATA EXCLUSIVE CR-MO STB. FORGED ENDS	TANGE SEALED BLACK. SHIMANO 105 SIS	SHIMANO 105 SUPERGLIDE ROUND. MKS SILVAN LITE	SHIMANO 105 SUPER SLR AERO LEVER.	SHIMANO 105 SEALED QR F&R FREEHUB. 14G STAINLESS STEEL	SHIMANO HYPERGLIDE. SHIMANO HYPERGLIDE 7 SPEED	TECNOVA II AR 700 X 25C KEVLAR. WOLBER GTX S.H.A. 32H	SELLA ITALIA MUNDIALITA. SR CLE-100 ALLOY	SR CTB ALLOY. SR CLS ALLOY BLACK ANODIZED	DUAL BTTL FITTING. CHAIN HANGER. AIR BTTL MNTS. C/S PROTECTOR. CLR CT. PUMP PEG
SEVEN21	24	SIERRA GREEN, PLATINUM	48, 50, 52, 54, 56, 58, 60CM	MIYATA EXCLUSIVE BONDED ALUMINUM MAIN FRAME. PRECISION CAST ALUMINUM LUGS. CR-MO STAYS. FORGED ENDS. THRU TOP TUBE CABLE GUIDE	FULL CR-MO. FORGED ENDS WITH EYELET	TANGE SEALED BLACK. SHIMANO 500LX R.DER. SHIMANO MOUNTAIN LX H/S F. DER. SIS	SHIMANO MOUNTAIN LX BIOPACE. MKS EDGE WITH TOE CLIPS & STRAPS	SHIMANO EXAGE 500EX SLR SILVER AERO LEVER	SHIMANO ALLOY SEALED QR F&R. 14G STAINLESS STEEL	SHIMANO HYPERGLIDE. SHIMANO HYPERGLIDE 7 SPEED	TECNOVA II AR 700 X 25C KEVLAR. ARAYA SS45 36H SILVER	AVOCET RACING GEL. SR CRE110 ALLOY	SR CTB ALLOY. SR CLS ALLOY SILVER	DUAL BTTL FITTING. CHAIN HANGER. AIR BTTL MNTS. C/S PROTECTOR. CLR CT. RACK MOUNTS
SEVEN14	25	FLARE RED, NIGHT SKY	48, 50, 52, 54, 56, 58, 60CM	MIYATA EXCLUSIVE BONDED ALUMINUM MAIN FRAME. PRECISION CAST ALUMINUM LUGS. CR-MO STAYS. FORGED ENDS. THRU TOP TUBE CABLE GUIDE	FULL CR-MO. FORGED ENDS WITH EYELET	TANGE SEALED BLACK. SHIMANO EXAGE 500EX SIS 7 SPEED	SHIMANO EXAGE 500EX BIOPACE. MKS EDGE WITH TOE CLIPS & STRAPS	SHIMANO EXAGE 500EX SUPER SLR AERO LEVER	SHIMANO ALLOY SEALED QR F&R FREEHUB. 14G STAINLESS STEEL	SHIMANO HYPERGLIDE. SHIMANO HYPERGLIDE 7 SPEED	TECNOVA II AR 700 X 25C KEVLAR. ARAYA SS45 36H SILVER	AVOCET RACING GEL. SR CRE110 ALLOY	SR CTB ALLOY. SR CLS ALLOY BLACK ANODIZED	DUAL BTTL FITTING. CHAIN HANGER. AIR BTTL MNTS. C/S PROTECTOR. CLR CT
1000 LT	26	NAPA GREEN	50, 54, 57, 60, 63CM	MIYATA EXCLUSIVE CR-MO STB. INVESTMENT CAST SEAT LUG. CR-MO STAYS WITH FORGED ENDS. DOUBLE EYELETS	MIYATA EXCLUSIVE CR-MO STB. FORGED ENDS WITH DOUBLE EYELETS	TANGE NOVA SEALED. SHIMANO DEORE DX SIS BAR END SHIFTERS	SHIMANO DEORE DX BIOPACE. SR PLATFORM SEALED WITH TOE CLIPS & STRAPS	SHIMANO 600 ULTEGRA SLR. DEORE DX CANTILEVER F&R	SHIMANO DEORE DX SEALED QR F&R FREEHUB. 15G STAINLESS STEEL	SHIMANO DEORE DX HYPERGLIDE. SHIMANO DEORE DX HYPERGLIDE 7 SPEED	MIYATA RADIAL 700 X 32C KEVLAR. UKAI LA14 BLACK & SILVER 36H	AVOCET M20 GEL. SR MTE320 250MM BLACK	SR RANDENOUR. SR CLS ALLOY BLACK ANODIZED	DUAL BTTL FITTING. CHAIN HANGER. AIR BTTL MNTS. C/S PROTECTOR. CLR CT. LOW RIDER RACK MOUNTS ON FORK. REAR RACK MOUNTS. PUMP PG.

A New Century of Quality.

Tokyo in 1889 had barely seen a bicycle before and here was an American pushing a broken one through the Ginza, crowded as always with messengers, carts, rickshaws, peddlers and water carriers. As the bicycle passed a small factory, the owner, Eisuke Miyata, stepped into the street. The American stopped. Could they....?

One year later, the Miyata Rifle Factory's reputation for repairing foreign bicycles had created a "sideline" big enough to require a move into larger quarters, where Mr. Miyata proceeded to design and produce Japan's first bicycle.

The pursuit of excellence has distinguished the Miyata bicycle company throughout its history. From the 1890s bicycle created for the crown prince of Japan, through the titanium bicycles created for the champions of the 1990s, the Miyata mission has been singular: To dedicate human resources to the perfection of bicycles that serve the human rider. In the spirit of that philosophy, every bicycle is covered by a Miyata's lifetime warranty.

Today, over one hundred years after the first bicycle was wheeled out the rifle factory door, the Miyata reputation is one of Japan's most distinguished exports. And it is especially fitting that Americans, who led Eisuke Miyata to his dream, are the beneficiaries of bicycles that match his vision.

MIYATA BICYCLE OF AMERICA, INC.

CHICAGO
2526 W. PRATT BLVD
ELK GROVE VILLAGE, IL 60007
800-323-8553

SUNNYVALE
1270 OAKMEAD PARKWAY
SUITE 203
SUNNYVALE, CA 94086
800-552-8654

AUTHORIZED MIYATA BICYCLE DEALER

THREE DOLLARS