


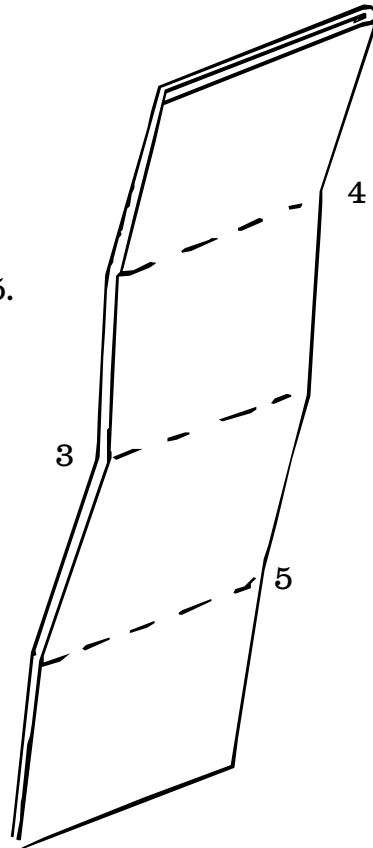
A Paper Puppet

Here's a very easy hand puppet to make in class, or at home.


Fold a piece of paper in thirds the long way.



Fold in half (3).



Fold at 4 & 5.



Make a face by drawing or gluing on features like eyes, nose, teeth and hair.

Put fingers in the opening.

